
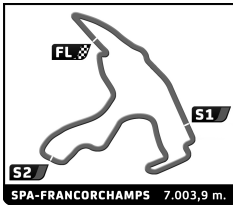


SPA EURO RACE

GT CUP / LMP3

Results Booklet





GT CUP / LMP3 SPA EURO RACE FREE PRACTICE

Classification

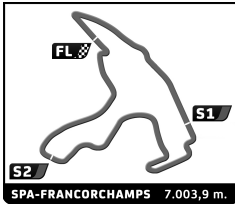
Nr. Drivers	Team	Car	Cl	Time	Lap Total	Gap	Kph
1 179 A. McCaig / C. Noble	Ecurie Ecosse/Nielsen Racing	Ligier JS P3		2:40.499	4 16	- -	157.1
2 196 S. Mansell / J. Butel	Speedworks Motorsport	Ligier JS P3		2:40.808	11 12	+0.309 +0.309	156.8
3 103 T. Wells / M. Bell	United Autosports	Ligier JS P3		2:42.641	5 15	+2.142 +1.833	155.0
4 126 R. Dean / S. Moore	Tockwith Motorsport	Ligier JS P3		2:42.796	10 16	+2.297 +0.155	154.9
5 123 J. Rishover / J. Spence	Nielsen Racing	Ligier JS P3		2:43.768	6 12	+3.269 +0.972	154.0
6 102 C. Wilson / A. Evans	United Autosports	Ligier JS P3		2:44.477	9 11	+3.978 +0.709	153.3
7 47 G. Davidson	Jet Stream Racing	McLaren MP4/12 GT3	GTO	2:44.713	5 10	+4.214 +0.236	153.1
8 12 N. Hudson / A. Wilcox	JMH Automotive	Aston Martin GT3	GTO	2:46.927	8 14	+6.428 +2.214	151.0
9 14 G. Lucking / L. Clarke	FF Corse	Ferrari 458 GTC	GTC	2:48.777	4 10	+8.278 +1.850	149.4
10 24 G. Eastwood	G-Cat Racing	Ferrari 458 GT3	GTO	2:49.620	13 15	+9.121 +0.843	148.7
11 333 J. Rattenbury	MTECH/Wildwater	Lamborghini Huracan Super		2:50.180	11 12	+9.681 +0.560	148.2
12 128 P. Bailey / A. Schulz	G-Cat Racing	Ligier JS P3		2:50.275	13 14	+9.776 +0.095	148.1
13 16 L. de Meus / J. Stanley	FF Corse	Ferrari 458 GTC	GTC	2:51.457	4 14	+10.958 +1.182	147.1
14 44 N. Huggins	Top Cats Racing	Lamborghini Gallardo Super		2:52.906	12 14	+12.407 +1.449	145.8
15 8 D. Paul	Spy Motorsport	Ginetta G55 GT4	GTA	2:53.259	8 13	+12.760 +0.353	145.5
16 2 T. Webb		BMW M3 E46 GTR	GTB	2:54.869	11 13	+14.370 +1.610	144.2
17 54 B. Millage	Spy Motorsport	Ginetta G55 GT4	GTA	2:55.565	10 13	+15.066 +0.696	143.6
18 5 R. Chamberlain	CTR Developments Ltd	Porsche 935	GTO	2:55.610	4 5	+15.111 +0.045	143.6
19 7 G. Downing	National Motorsport Academy	Lotus Evora GTE	GTO	2:59.485	11 11	+18.986 +3.875	140.5
20 59 S. Proctor / L. Proctor	Garage 59	McLaren GT 570S GT4	GTA	2:59.607	12 13	+19.108 +0.122	140.4
21 51 W. GILBERT / J. BÖLTING	TOP CATS RACING		GTB	3:00.434	12 13	+19.935 +0.827	139.7
22 77 J. Wyatt / G. Steel	Geoff Steel Racing	BMW M3 GTR	GTA	3:01.830	10 13	+21.331 +1.396	138.7
23 55 A. Robey	Gemini Cars/			3:02.850	12 14	+22.351 +1.020	137.9
24 58 A. Brakewell / S. Gray	Garage 59	McLaren GT 650S Sprint	GTC	3:03.188	4 12	+22.689 +0.338	137.6
25 33 M. Sellar / R. COOMBER	MAS Motorsport	Porsche 991 GT3 Cup	GTC	3:06.528	9 10	+26.029 +3.340	135.2
26 9 D. Gibbs	22 GT Racing	Aston Martin GT4	GTA	3:10.380	6 7	+29.881 +3.852	132.4
27 6 C. Papageorgiou / A. Demetriou	Black Mamba Racing	Porsche 991 GT3 Cup	GTC				
28 10 M. Mercer / G. Smith	Amigo Motorsport	Ginetta G55 GT4	GTA				
29 17 K. Riley	National Motorsport						
30 28 P. Fleury	TCS MOTORSPORT						
31 50 D. Standing / I. Goodchild	Amigo Motorsport	Ginetta G55 GT4	GTA				
32 62 J. Saunders / P. Scharfegger	TCS Motorsport	Ginetta G50	GTB				
33 72 C. Murphy	Whitebridge Motorsport	Aston Martin GT4	GTA				

Fastest Lap	Lap 4	Colin Noble	2:40.499	157.1 Kph
--------------------	-------	-------------	-----------------	-----------

Published at:

Track Status: **WET**


Race Director:	Timekeeper:
-----------------------	--------------------



**GT CUP / LMP3
SPA EURO RACE
FREE PRACTICE**

Best Sector Times

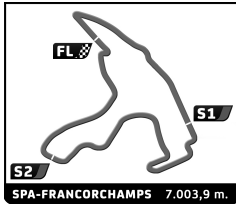
SECTOR 1			SECTOR 2			SECTOR 3			Pos	Team	Cl	Ideal Lap	Best Lap
Pos	Driver	Time	Driver	Time	Driver	Time	Pos	Team					
1	179 C.Noble	44.484	179 A.McCaig	1:15.119	179 C.Noble	40.717	1	179 Ecurie Ecosse/Nielsen Racing			2:40.320	2:40.499 (1)	
2	126 S.Moore	44.798	126 S.Moore	1:16.175	102 A.Evans	40.934	2	126 Tockwith Motorsport			2:42.009	2:42.796 (4)	
3	47 G.Davidson	44.868	103 M.Bell	1:16.460	126 S.Moore	41.036	3	103 United Autosports			2:42.454	2:42.641 (3)	
4	103 M.Bell	44.926	47 G.Davidson	1:17.065	103 M.Bell	41.068	4	102 United Autosports			2:43.643	2:44.477 (6)	
5	102 A.Evans	45.353	102 A.Evans	1:17.356	47 G.Davidson	41.841	5	47 Jet Stream Racing	GTO		2:43.774	2:44.713 (7)	
6	12 N.Hudson	45.489	12 N.Hudson	1:18.696	12 N.Hudson	42.537	6	12 JMH Automotive	GTO		2:46.722	2:46.927 (8)	
7	24 G.Eastwood	45.514	128 P.Bailey	1:19.473	24 G.Eastwood	42.724	7	14 FF Corse	GTC		2:48.470	2:48.777 (9)	
8	14 G.Lucking	45.901	14 G.Lucking	1:19.619	14 G.Lucking	42.950	8	24 G-Cat Racing	GTO		2:48.855	2:49.620 (10)	
9	333 J.Rattenbury	45.983	44 N.Huggins	1:20.541	128 P.Bailey	43.216	9	128 G-Cat Racing			2:49.667	2:50.275 (12)	
10	128 P.Bailey	46.978	24 G.Eastwood	1:20.617	333 J.Rattenbury	43.347	10	333 MTECH/Wildwater			2:50.180	2:50.180 (11)	
11	44 N.Huggins	46.997	8 D.Paul	1:20.680	16 L.de Meeus	43.371	11	16 FF Corse	GTC		2:51.457	2:51.457 (13)	
12	16 L.de Meeus	47.195	333 J.Rattenbury	1:20.850	8 D.Paul	44.211	12	44 Top Cats Racing			2:51.865	2:52.906 (14)	
13	51 W.GILBERT	48.046	16 L.de Meeus	1:20.891	44 N.Huggins	44.327	13	8 Spy Motorsport	GTA		2:53.259	2:53.259 (15)	
14	8 D.Paul	48.368	2 T.Webb	1:21.297	5 R.Chamberlain	44.628	14	2	GTB		2:54.869	2:54.869 (16)	
15	2 T.Webb	48.708	5 R.Chamberlain	1:21.449	54 B.Millage	44.721	15	54 Spy Motorsport	GTA		2:55.326	2:55.565 (17)	
16	59 S.Proctor	48.729	54 B.Millage	1:21.790	2 T.Webb	44.864	16	5 CTR Developments Ltd	GTO		2:55.610	2:55.610 (18)	
17	54 B.Millage	48.815	7 G.Downing	1:24.046	7 G.Downing	45.557	17	59 Garage 59	GTA		2:59.004	2:59.607 (20)	
18	58 A.Brakewell	48.893	59 S.Proctor	1:24.500	59 S.Proctor	45.775	18	7 National Motorsport Academy	GTO		2:59.485	2:59.485 (19)	
19	5 R.Chamberlain	49.533	55 A.Robey	1:24.909	77 J.Wyatt	46.099	19	51 TOP CATS RACING	GTB		3:00.434	3:00.434 (21)	
20	7 G.Downing	49.882	77 J.Wyatt	1:25.223	55 A.Robey	46.672	20	77 Geoff Steel Racing	GTA		3:01.652	3:01.830 (22)	
21	77 J.Wyatt	50.330	51 W.GILBERT	1:25.558	51 W.GILBERT	46.830	21	55 Gemini Cars/			3:02.073	3:02.850 (23)	
22	55 A.Robey	50.492	9 D.Gibbs	1:26.668	58 A.Brakewell	46.982	22	58 Garage 59	GTC		3:03.188	3:03.188 (24)	
23	33 M.Sellar	50.633	33 M.Sellar	1:27.099	33 M.Sellar	47.721	23	33 MAS Motorsport	GTC		3:05.453	3:06.528 (25)	
24	9 D.Gibbs	51.230	58 A.Brakewell	1:27.313	9 D.Gibbs	49.014	24	9 22 GT Racing	GTA		3:06.912	3:10.380 (26)	



GT CUP / LMP3 SPA EURO RACE After FREE PRACTICE

Event maximum speed


Team	Car	Class	Driver	Top Speed	Lap	Session
14 FF Corse	Ferrari 458 GTC	GTC	Graham Lucking	233.3	4	FREE PRACTICE
103 United Autosports	Ligier JS P3		Matt Bell	231.3	5	FREE PRACTICE
179 Ecurie Ecosse/Nielsen Racing	Ligier JS P3		Colin Noble	228.8	4	FREE PRACTICE
24 G-Cat Racing	Ferrari 458 GT3	GTO	Gary Eastwood	226.4	10	FREE PRACTICE
47 Jet Stream Racing	McLaren MP4/12 GT3	GTO	Graham Davidson	225.0	10	FREE PRACTICE
12 JMH Automotive	Aston Martin GT3	GTO	Nigel Hudson	224.5	12	FREE PRACTICE
2	BMW M3 E46 GTR	GTB	Tom Webb	220.9	9	FREE PRACTICE
16 FF Corse	Ferrari 458 GTC	GTC	Laurent de Meeus	218.6	4	FREE PRACTICE
44 Top Cats Racing	Lamborghini Gallardo Super		Neil Huggins	216.4	14	FREE PRACTICE
58 Garage 59	McLaren GT 650S Sprint	GTC	Andy Brakewell	215.6	4	FREE PRACTICE
333 MTECH/Wildwater	Lamborghini Huracan Super		Jake Rattenbury	215.1	11	FREE PRACTICE
59 Garage 59	McLaren GT 570S GT4	GTA	Stewart Proctor	213.4	6	FREE PRACTICE
126 Tockwith Motorsport	Ligier JS P3		Sarah Moore	211.4	10	FREE PRACTICE
128 G-Cat Racing	Ligier JS P3		Paul Bailey	206.9	13	FREE PRACTICE
54 Spy Motorsport	Ginetta G55 GT4	GTA	Brent Millage	206.5	13	FREE PRACTICE
102 United Autosports	Ligier JS P3		Andrew Evans	206.1	9	FREE PRACTICE
5 CTR Developments Ltd	Porsche 935	GTO	Richard Chamberlain	203.8	4	FREE PRACTICE
9 22 GT Racing	Aston Martin GT4	GTA	Dean Gibbs	199.3	7	FREE PRACTICE
8 Spy Motorsport	Ginetta G55 GT4	GTA	Dominic Paul	198.5	8	FREE PRACTICE
7 National Motorsport Academy	Lotus Evora GTE	GTO	Gareth Downing	196.4	8	FREE PRACTICE
55 Gemini Cars/			Andy Robey	194.2	6	FREE PRACTICE
77 Geoff Steel Racing	BMW M3 GTR	GTA	Jeff Wyatt	187.8	11	FREE PRACTICE
51 TOP CATS RACING		GTB	Warren GILBERT	184.6	12	FREE PRACTICE
33 MAS Motorsport	Porsche 991 GT3 Cup	GTC	Mike Sellar	181.2	4	FREE PRACTICE



GT CUP / LMP3
SPA EURO RACE
FREE PRACTICE

Fastest Lap Sequence

Practice Time	Team	Car	Class	Driver	Time	Kph	
6:23.650	8 Spy Motorsport	Ginetta G55 GT4	GTA	Dominic Paul	3:00.805	139.5	2
6:28.676	179 Ecurie Ecosse/Nielsen Racing	Ligier JS P3		Colin Noble	2:45.727	152.1	2
9:11.807	179 Ecurie Ecosse/Nielsen Racing	Ligier JS P3		Colin Noble	2:43.131	154.6	3
11:52.306	179 Ecurie Ecosse/Nielsen Racing	Ligier JS P3		Colin Noble	2:40.499	157.1	4




GT CUP / LMP3 SPA EURO RACE FREE PRACTICE

Sector Analysis

Personal Best Session Best B Crossing the finish line in pit lane

Lap	D	Time	Sector 1	Sector 2	Sector 3	T. Spd	Elapsed	Lap	D	Time	Sector 1	Sector 2	Sector 3	T. Spd	Elapsed
2		1. Tom Webb BMW M3 E46 GTR GTB						9		22 GT Racing 1. Dean Gibbs Aston Martin GT4 GTA					
1	1	5:12.326	2:34.031	1:43.401	54.894	151.5	5:12.326	1	1	7:16.641	4:30.417	1:46.979	59.245	112.4	7:16.641
2	1	3:17.831	55.043	1:32.972	49.816	172.8	8:30.157	2	1	3:28.422	57.163	1:38.117	53.142	151.7	10:45.063
3	1	3:11.191	54.708	1:28.568	47.915	165.9	11:41.348	3	1	3:28.134	1:00.246	1:36.121	51.767	133.0	14:13.197
4	1	3:06.490	51.134	1:27.242	48.114	183.7	14:47.838	4	1	3:18.988	54.714	1:33.360	50.914	162.9	17:32.185
5	1	3:03.568	50.306	1:25.390	47.872	187.5	17:51.406	5	1	3:17.636	54.737	1:32.392	50.507	164.4	20:49.821
6	1	2:58.914	49.205	1:22.882	46.827	200.0	20:50.320	6	1	3:10.380	52.578	1:28.788	49.014	184.3	24:00.201
7	1	2:59.738	51.313	1:22.986	45.439	210.9	23:50.058	7	1	3:21.137 B	51.230	1:26.668	1:03.239	199.3	27:21.338
8	1	2:55.796	49.056	1:21.354	45.386	203.0	26:45.854								
9	1	3:06.401 B	48.924	1:23.156	54.321	220.9	29:52.255	12		JMh Automotive 1. Nigel Hudson 2. Adam Wilcox Aston Martin GT3 GTO					
10	1	4:55.120	2:46.346	1:22.931	45.843	184.9	34:47.375	1	1	3:52.551	1:41.756	1:23.394	47.401	192.2	3:52.551
11	1	2:54.869	48.708	1:21.297	44.864	200.0	37:42.244	2	1	2:54.378	47.647	1:22.143	44.588	198.9	6:46.929
12	1	3:02.794 B	49.171	1:21.733	51.890	199.3	40:45.038	3	1	2:50.331	46.612	1:19.859	43.860	209.7	9:37.260
13	1	4:52.016	2:36.195	1:26.191	49.630	162.2	45:37.054	4	1	2:48.433	46.238	1:19.185	43.010	221.8	12:25.693
								5	1	3:04.239 B	48.378	1:21.592	54.269	210.5	15:29.932
5		CTR Developments Ltd 1. Richard Chamberlain Porsche 935 GTO						6	1	5:01.801	2:56.662	1:21.782	43.357	183.7	20:31.733
1	1	4:28.326	1:50.250	1:44.400	53.676	125.6	4:28.326	7	1	2:48.605	45.809	1:20.259	42.537	219.1	23:20.338
2	1	3:12.572	53.509	1:30.986	48.077	159.1	7:40.898	8	1	2:46.927	45.489	1:18.696	42.742	216.4	26:07.265
3	1	3:00.674	50.286	1:23.580	46.808	173.6	10:41.572	9	1	2:58.696 B	45.962	1:19.737	52.997	202.6	29:05.961
4	1	2:55.610	49.533	1:21.449	44.628	203.8	13:37.182	10	1	4:43.285	2:26.333	1:29.214	47.738	178.2	33:49.246
5	1	3:59.011 B	50.859	1:45.074	1:23.078	139.5	17:36.193	11	1	3:02.390	49.129	1:27.998	45.263	192.5	36:51.636
								12	1	2:55.734	47.114	1:23.948	44.672	224.5	39:47.370
7		National Motorsport Academy 1. Gareth Downing Lotus Evora GTE GTO						13	1	2:59.114	48.037	1:24.745	46.332	183.4	42:46.484
1	1	5:14.371	2:39.930	1:39.563	54.878	144.4	5:14.371	14	1	2:54.764	46.510	1:24.044	44.210	213.4	45:41.248
2	1	3:18.403	55.193	1:32.684	50.526	173.4	8:32.774								
3	1	3:11.442	53.983	1:28.976	48.483	154.3	11:44.216	14		FF Corse 1. Graham Lucking 2. Leyton Clarke Ferrari 458 GTC					
4	1	3:13.361	54.552	1:30.792	48.017	177.0	14:57.577	1	1	17:26.419	...	1:26.774	46.568	183.4	17:26.419
5	1	3:08.575	51.825	1:28.681	48.069	188.2	18:06.152	2	1	2:52.036	46.718	1:21.677	43.641	214.7	20:18.455
6	1	3:07.211	52.590	1:27.065	47.556	187.2	21:13.363	3	1	2:49.322	46.434	1:19.847	43.041	230.3	23:07.777
7	1	3:27.656 B	51.173	1:31.510	1:04.973	194.6	24:41.019	4	1	2:48.777	46.075	1:19.752	42.950	233.3	25:56.554
8	1	6:21.451	4:03.137	1:27.044	51.270	196.4	31:02.470	5	1	2:56.906 B	45.901	1:19.619	51.386	227.8	28:53.460
9	1	3:51.424 B	57.483	1:30.201	1:23.740	189.1	34:53.894	6	1	5:57.031	3:36.269	1:29.978	50.784	187.2	34:50.491
10	1	7:19.518	5:00.000	1:30.671	48.847	146.9	42:13.412	7	1	3:06.314	49.790	1:28.874	47.650	198.9	37:56.805
11	1	2:59.485	49.882	1:24.046	45.557	176.8	45:12.897	8	1	3:08.124	50.679	1:27.923	49.522	194.9	41:04.929
								9	1	3:06.933	49.654	1:29.555	47.724	203.4	44:11.862
8		Spy Motorsport 1. Dominic Paul Ginetta G55 GTA						10	1	3:12.324	50.623	1:28.419	53.282	177.9	47:24.186
1	1	3:22.845	1:10.062	1:25.921	46.862	163.6	3:22.845								
2	1	3:00.805	51.499	1:23.747	45.559	184.9	6:23.650	16		FF Corse 1. Laurent de Meeus 2. Jamie Stanley Ferrari 458 GTC					
3	1	2:59.141	49.897	1:23.974	45.270	189.5	9:22.791	1	1	5:38.185	3:26.282	1:26.439	45.464	178.5	5:38.185
4	1	2:55.218	49.010	1:20.722	45.486	197.8	12:18.009	2	1	2:55.270	47.583	1:23.637	44.050	202.6	8:33.455
5	1	2:54.988	48.577	1:21.505	44.906	190.1	15:12.997	3	1	2:56.883	50.559	1:22.806	43.518	203.8	11:30.338
6	1	3:08.032 B	49.097	1:22.238	56.697	187.8	18:21.029	4	1	2:51.457	47.195	1:20.891	43.371	218.6	14:21.795
7	1	6:01.503	3:53.608	1:22.951	44.944	183.4	24:22.532	5	1	3:06.312 B	47.332	1:25.550	53.430	188.2	17:28.107
8	1	2:53.259	48.368	1:20.680	44.211	198.5	27:15.791	6	1	6:03.786	3:45.619	1:30.702	47.465	180.6	23:31.893
9	1	2:53.576					30:09.367	7	1	3:02.430	49.636	1:26.219	46.575	206.5	26:34.323
10	1	2:53.427					33:02.794	8	1	3:00.709	49.030	1:26.247	45.432	186.5	29:35.032
11	1	3:00.974 B					36:03.768	9	1	3:01.389	50.334	1:25.500	45.555	188.5	32:36.421
12	1	5:25.904 B					41:29.672	10	1	2:56.225	47.798	1:23.628	44.799	203.8	35:32.646
13	1	3:16.736 B					44:46.408	11	1	2:55.399	47.857	1:22.910	44.632	206.5	38:28.045
								12	1	2:56.421	47.405	1:23.749	45.267	213.4	41:24.466
								13	1	2:58.260	47.656	1:25.930	44.674	196.4	44:22.726




GT CUP / LMP3 SPA EURO RACE FREE PRACTICE

Sector Analysis

■ Personal Best
 ■ Session Best
 ■ Crossing the finish line in pit lane

Lap	D	Time	Sector 1	Sector 2	Sector 3	T. Spd	Elapsed	Lap	D	Time	Sector 1	Sector 2	Sector 3	T. Spd	Elapsed								
24 G-Cat Racing Ferrari 458 GT3 1. Gary Eastwood GTO								5	1	2:44.713	45.807	1:17.065	41.841	213.4	26:44.590	6	1	2:50.682	46.829	1:20.574	43.279	209.3	29:35.272
1	1	3:52.326	1:25.795	1:35.229	51.302	162.4	3:52.326	7	1	2:57.052	45.265	1:19.103	52.684	211.4	32:32.324								
2	1	3:11.100	52.001	1:30.878	48.221	180.6	7:03.426	8	1	4:08.241	2:07.422	1:18.764	42.055	197.8	36:40.565								
3	1	3:04.368	49.272	1:27.697	47.399	185.9	10:07.794	9	1	2:46.603	44.868	1:19.094	42.641	221.8	39:27.168								
4	1	3:01.016	48.141	1:26.529	46.346	194.6	13:08.810	10	1	3:04.989	45.208	1:19.155	1:00.626	225.0	42:32.157								
5	1	2:56.076	47.121	1:23.977	44.978	207.7	16:04.886																
6	1	2:57.306	47.993	1:24.388	44.925	195.3	19:02.192																
7	1	2:55.967	47.053	1:23.930	44.984	211.8	21:58.159																
8	1	2:55.901	46.369	1:25.206	44.326	205.7	24:54.060																
9	1	3:08.621	47.192	1:23.873	57.556	218.2	28:02.681																
10	1	4:14.584	2:08.251	1:22.260	44.073	226.4	32:17.265																
11	1	2:52.894	46.167	1:22.834	43.893	201.9	35:10.159																
12	1	2:50.856	46.164	1:21.968	42.724	206.1	38:01.015																
13	1	2:49.620	45.972	1:20.617	43.031	225.0	40:50.635																
14	1	2:50.417	45.514	1:22.071	42.832	210.5	43:41.052																
15	1	2:50.492	45.575	1:21.816	43.101	216.9	46:31.544																
33 MAS Motorsport Porsche 991 GT3 Cup 1. Mike Sellar GTC 2. Ricky COOMBER								1	1	3:51.639	1:22.641	1:36.931	52.067	157.9	3:51.639	1	1	4:41.689	1:46.805	1:51.321	1:03.563	125.1	4:41.689
2	1	3:18.266	53.539	1:32.870	51.857	169.0	7:09.905	2	1	3:44.668	1:03.448	1:45.726	55.494	130.4	8:26.357								
3	1	3:26.503	52.753	1:34.004	59.746	162.2	10:36.408	3	1	3:36.702	1:01.628	1:37.923	57.151	129.7	12:03.059								
4	1	3:21.273	58.200	1:33.498	49.575	181.2	13:57.681	4	1	3:55.089	59.293	1:59.064	56.732	155.6	15:58.148								
5	1	5:53.108	3:04.729	1:32.373	1:16.006	179.1	19:50.789	5	1	3:37.385	59.110	1:39.588	58.687	149.8	19:35.533								
6	1	6:22.671	3:49.914	1:40.328	52.429	140.4	26:13.460	6	1	3:30.903	59.764	1:37.363	53.776	138.1	23:06.436								
7	1	3:12.739	52.707	1:30.889	49.143	151.3	29:26.199	7	1	3:44.974	56.623	1:36.796	1:11.555	166.4	26:51.410								
8	1	3:13.813	50.633	1:27.099	56.081	175.9	32:40.012	8	1	5:11.886	2:52.382	1:29.758	49.746	148.8	32:03.296								
9	1	3:06.528	50.773	1:28.034	47.721	180.6	35:46.540	9	1	3:04.402	50.055	1:26.704	47.643	167.4	35:07.698								
10	1	3:26.553	51.365	1:34.165	1:01.023	151.7	39:13.093	10	1	3:02.897	49.089	1:26.421	47.387	171.7	38:10.595								
44 Top Cats Racing Lamborghini Gallardo Super 1. Neil Huggins								1	1	3:03.434	48.046	1:25.558	46.830	184.6	44:14.187	1	1	4:19.557	1:51.258	1:37.363	50.936	124.9	4:19.557
2	1	3:18.266	53.539	1:32.870	51.857	169.0	7:09.905	2	1	3:20.221	52.423	1:25.599	1:02.199	184.9	7:39.778								
3	1	3:06.137	50.673	1:26.628	48.836	181.2	9:49.980	3	1	4:20.996	2:08.169	1:24.698	48.129	184.0	12:00.774								
4	1	3:18.504	51.615	1:25.373	1:01.516	175.0	13:08.484	4	1	3:00.847	50.757	1:23.248	46.842	190.8	15:01.621								
5	1	5:27.482	3:14.341	1:24.821	48.320	187.5	18:35.966	5	1	3:18.014	50.720	1:26.658	1:00.636	175.9	18:19.635								
6	1	3:10.437	49.003	1:24.145	57.289	196.4	21:46.403	6	1	6:04.713	3:54.595	1:22.737	47.381	187.5	24:24.348								
7	1	4:02.343	1:52.708	1:23.932	45.703	189.8	25:48.746	7	1	2:56.981	49.075	1:22.370	45.536	193.9	27:21.329								
8	1	2:55.216	48.079	1:22.070	45.067	207.7	28:43.962	8	1	2:56.855	48.815	1:22.462	45.578	193.9	30:18.184								
9	1	2:57.372	48.091	1:22.841	46.440	206.5	31:41.334	9	1	2:57.971	49.325	1:23.316	45.330	172.2	33:16.155								
10	1	2:57.957	49.859	1:22.595	45.503	193.9	34:39.291	10	1	2:55.565	49.054	1:21.790	44.721	199.6	36:11.720								
11	1	2:53.469	47.535	1:21.607	44.327	205.3	37:32.760	11	1	2:56.442	49.113	1:22.192	45.137	198.2	39:08.162								
12	1	2:52.906	47.411	1:20.541	44.954	207.3	40:25.666	12	1	2:55.822	48.824	1:22.003	44.995	202.2	42:03.984								
13	1	2:53.060	46.997	1:21.215	44.848	200.7	43:18.726	13	1	3:12.549	48.952	1:22.097	1:01.500	206.5	45:16.533								
14	1	3:10.619	47.222	1:21.701	1:01.696	216.4	46:29.345																
47 Jet Stream Racing McLaren MP4/12 GT3 1. Graham Davidson GTO								1	1	5:08.989	2:31.872	1:40.599	56.518	138.1	5:08.989	1	1	3:17.042	54.777	1:31.973	50.292	172.5	8:26.031
2	1	2:51.235	47.198	1:19.601	44.436	204.5	18:25.867	2	1	3:12.310	53.632	1:29.779	48.899	177.9	11:38.341								
3	1	2:47.197	45.590	1:18.939	42.668	200.4	21:13.064	3	1	3:07.607	51.906	1:28.241	47.460	170.1	14:45.948								
4	1	2:46.813	45.785	1:17.934	43.094	207.3	23:59.877	4	1	3:06.587	51.260	1:25.253	50.074	185.9	17:52.535								
								5	1	3:06.587	51.260	1:25.253	50.074	185.9	17:52.535	5	1	3:21.737	51.127	1:30.315	1:00.295	194.2	21:14.272
								6	1	3:13.641	2:57.887	1:28.043	47.711	177.3	26:27.913	6	1	3:05.388	51.696	1:25.162	46.672	192.9	29:33.301
								7	1	3:05.388	51.696	1:25.162	46.672	192.9	29:33.301	7	1	3:04.134	51.319	1:25.529	47.286	188.2	32:37.435
								8	1	3:04.134	51.319	1:25.529	47.286	188.2	32:37.435	8	1	3:03.922	50.790	1:25.959	47.173	194.2	35:41.357
								9	1	3:04.134	51.319	1:25.529	47.286	188.2	32:37.435	9	1	3:04.481	50.492	1:26.214	47.775	187.8	38:45.838
								10	1	3:03.922	50.790	1:25.959	47.173	194.2	35:41.357	10	1	3:02.850	51.016	1:25.162	46.672	192.9	41:48.688
								11	1	3:04.481	50.492	1:26.214	47.775	187.8	38:45.838	11	1	3:02.981	50.922	1:24.909	47.150	189.1	44:51.669
								12	1	3:02.850	51.016	1:25.162	46.672	192.9	41:48.688	12	1	3:31.109	54.161	1:30.779	1:06.169	151.7	48:22.778
								13	1	3:02.981	50.922	1:24.909	47.150	189.1	44:51.669								
								14	1	3:31.109	54.161	1:30.779	1:06.169	151.7	48:22.778								




GT CUP / LMP3 SPA EURO RACE FREE PRACTICE

Sector Analysis

■ Personal Best
 ■ Session Best
 ■ Crossing the finish line in pit lane

Lap	D	Time	Sector 1	Sector 2	Sector 3	T. Spd	Elapsed	Lap	D	Time	Sector 1	Sector 2	Sector 3	T. Spd	Elapsed	
58	Garage 59 McLaren GT 650S Sprint 1.Andy Brakewell 2.Steve Gray															
1	1	3:56.966	1:28.689	1:34.698	53.579	161.4	3:56.966	7	2	16:25.736	...	1:19.670	41.214	198.5	35:57.447	
2	1	3:13.563	52.495	1:29.341	51.727	176.8	7:10.529	8	2	2:46.574	45.353	1:19.676	41.545	202.6	38:44.021	
3	1	3:07.810	50.258	1:28.408	49.144	175.6	10:18.339	9	2	2:44.477	45.444	1:17.372	41.661	206.1	41:28.498	
4	1	3:03.188	48.893	1:27.313	46.982	215.6	13:21.527	10	2	2:45.999	45.370	1:19.695	40.934	197.8	44:14.497	
5	1	3:14.538	48.983	1:28.024	57.531	191.5	16:36.065	11	2	2:45.206	46.769	1:17.356	41.081	204.2	46:59.703	
6	1	5:12.732	2:43.752	1:35.628	53.352	169.3	21:48.797									
7	1	3:14.439	52.910	1:32.403	49.126	185.6	25:03.236									
8	1	3:15.853	54.423	1:31.446	49.984	173.4	28:19.089									
9	1	3:43.230	58.139	1:38.899	1:06.192	150.0	32:02.319									
10	1	4:28.728	2:06.376	1:28.646	53.706	179.7	36:31.047									
11	1	3:41.542	52.412	1:42.741	1:06.389	181.2	40:12.589									
12	1	5:14.357	2:54.464	1:29.434	50.459	203.4	45:26.946									
103	United Autosports Ligier JS P3 1.Tony Wells 2.Matt Bell															
1	2	4:36.152	2:27.875	1:21.674	46.603	194.9	4:36.152									
2	2	2:48.279	46.910	1:19.181	42.188	187.5	7:24.431									
3	2	2:48.055	45.926	1:20.020	42.109	214.7	10:12.486									
4	2	2:45.224	45.802	1:18.150	41.272	228.8	12:57.710									
5	2	2:42.641	45.113	1:16.460	41.068	231.3	15:40.351									
6	2	2:50.666	44.926	1:17.815	47.925	225.9	18:31.017									
7	1	4:44.258	2:39.359	1:20.837	44.062	198.9	23:15.275									
8	1	2:48.300	46.239	1:19.283	42.778	205.7	26:03.575									
9	1	2:47.715	46.419	1:18.871	42.425	204.2	28:51.290									
10	1	2:50.294	47.521	1:18.524	44.249	199.3	31:41.584									
11	1	2:47.354	46.430	1:18.563	42.361	217.7	34:28.938									
12	1	2:44.838	45.458	1:17.581	41.799	220.0	37:13.776									
13	1	2:44.887	45.413	1:17.131	42.343	216.4	39:58.663									
14	1	2:43.889	45.135	1:16.902	41.852	222.2	42:42.552									
15	1	2:45.022	45.143	1:18.181	41.698	227.8	45:27.574									
123	Nielsen Racing Ligier JS P3 1.Jason Rishover 2.Jamie Spence															
1	1	8:17.232														8:17.232
2	1	2:46.701														11:03.933
3	1	2:46.907														13:50.840
4	1	2:44.160														16:35.000
5	1	2:45.139														19:20.139
6	1	2:43.768														22:03.907
7	1	8:16.401														30:20.308
8	1	2:51.592														33:11.900
9	1	2:51.202														36:03.102
10	1	2:49.669														38:52.771
11	1	2:50.899														41:43.670
12	1	3:16.528														45:00.198
77	Geoff Steel Racing BMW M3 GTR 1.Jeff Wyatt 2.Geoff Steel															
1	1	4:45.845	2:07.091	1:41.434	57.320	141.4	4:45.845									
2	1	3:45.518	58.180	1:42.915	1:04.423	154.3	8:31.363									
3	1	5:41.046	3:12.699	1:36.372	51.975	142.1	14:12.409									
4	1	3:18.491	54.873	1:32.297	51.321	171.7	17:30.900									
5	1	3:31.153	54.460	1:35.952	1:00.741	170.3	21:02.053									
6	1	4:55.237	2:34.143	1:31.199	49.895	165.4	25:57.290									
7	1	3:09.910	53.799	1:28.641	47.470	165.1	29:07.200									
8	1	3:04.127	51.338	1:26.070	46.719	182.1	32:11.327									
9	1	3:04.234	50.699	1:26.766	46.769	181.2	35:15.561									
10	1	3:01.830	50.508	1:25.223	46.099	184.0	38:17.391									
11	1	3:02.558	50.330	1:25.328	46.900	187.8	41:19.949									
12	1	3:08.051	50.959	1:29.124	47.968	187.2	44:28.000									
13	1	3:11.058	51.661	1:29.479	49.918	175.9	47:39.058									
102	United Autosports Ligier JS P3 1.CJ Wilson 2.Andrew Evans															
1	2	4:56.269	2:39.331	1:32.019	44.919	162.2	4:56.269									
2	2	3:02.762	49.755	1:30.193	42.814	134.5	7:59.031									
3	2	2:49.575	47.166	1:19.907	42.502	181.2	10:48.606									
4	2	2:55.079	52.008	1:20.283	42.788	191.2	13:43.685									
5	2	2:47.362	46.771	1:18.933	41.658	183.7	16:31.047									
6	2	3:00.664	46.836	1:21.381	52.447	181.8	19:31.711									
126	Tockwith Motorsport Ligier JS P3 1.Richard Dean 2.Sarah Moore															
1	2	5:08.750	3:01.509	1:19.928	47.313	192.2	5:08.750									
2	2	2:54.424	47.858	1:22.874	43.692	192.2	8:03.174									
3	2	2:47.263	46.778	1:18.193	42.292	197.8	10:50.437									
4	2	2:54.795	51.049	1:20.524	43.222	180.0	13:45.232									
5	2	2:47.830	46.606	1:19.053	42.171	187.8	16:33.062									
6	2	2:52.521	48.680	1:20.192	43.649	209.7	19:25.583									
7	2	2:46.235	46.136	1:18.660	41.439	196.7	22:11.818									
8	2	2:48.622	47.606	1:18.536	42.480	203.0	25:00.440									
9	2	2:44.762	45.481	1:18.245	41.036	203.0	27:45.202									
10	2	2:42.796	45.018	1:16.508	41.270	211.4	30:27.998									
11	2	2:43.920	45.005	1:17.300	41.615	205.7	33:11.918									
12	2	2:46.169	45.793	1:19.093	41.283	202.2	35:58.087									
13	2	2:48.720	45.544	1:19.333	43.843	204.9	38:46.807									
14	2	2:43.156	45.759	1:16.175	41.222	210.1	41:29.963									
15	2	2:46.126	44.798	1:19.986	41.342	201.1	44:16.089									



GT CUP / LMP3 SPA EURO RACE FREE PRACTICE

Sector Analysis

■ Personal Best ■ Session Best B Crossing the finish line in pit lane

Lap	D	Time	Sector 1	Sector 2	Sector 3	T. Spd	Elapsed	Lap	D	Time	Sector 1	Sector 2	Sector 3	T. Spd	Elapsed
-----	---	------	----------	----------	----------	--------	---------	-----	---	------	----------	----------	----------	--------	---------

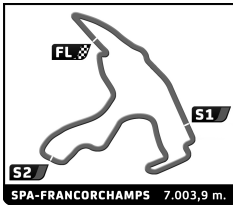
128 G-Cat Racing 1. Paul Bailey 2. Andy Schulz Ligier JS P3							
1	1	3:54.911	1:26.036	1:36.140	52.735	139.0	3:54.911
2	1	3:17.812	55.469	1:31.193	51.150	154.3	7:12.723
3	1	3:08.550	52.224	1:29.133	47.193	147.7	10:21.273
4	1	3:05.522	50.572	1:26.823	48.127	173.1	13:26.795
5	1	3:03.481	50.154	1:26.527	46.800	169.5	16:30.276
6	1	3:05.561	52.563	1:24.352	48.646	171.4	19:35.837
7	1	3:00.752	50.293	1:24.965	45.494	164.9	22:36.589
8	1	3:00.375	49.677	1:24.997	45.701	170.9	25:36.964
9	1	2:58.831	48.862	1:23.391	46.578	173.6	28:35.795
10	1	2:58.847	48.272	1:24.215	46.360	180.9	31:34.642
11	1	3:06.563 B	48.053	1:22.622	55.888	188.8	34:41.205
12	1	4:37.633	2:34.503	1:19.914	43.216	196.7	39:18.838
13	1	2:50.275	46.978	1:19.473	43.824	206.9	42:09.113
14	1	2:52.342	48.379	1:20.420	43.543	190.8	45:01.455

2	1	3:06.855	52.420	1:26.831	47.604	168.7	7:43.263
3	1	2:59.678	49.873	1:23.236	46.569	161.4	10:42.941
4	1	3:03.265	48.573	1:26.444	48.248	178.2	13:46.206
5	1	3:09.475 B	48.717	1:25.367	55.391	175.3	16:55.681
6	1	8:18.183	6:06.502	1:25.989	45.692	167.4	25:13.864
7	1	2:55.809	47.590	1:23.299	44.920	187.2	28:09.673
8	1	2:53.149	46.816	1:22.252	44.081	209.3	31:02.822
9	1	2:52.199	46.643	1:21.764	43.792	192.2	33:55.021
10	1	2:52.148	46.561	1:22.016	43.571	191.5	36:47.169
11	1	2:50.180	45.983	1:20.850	43.347	215.1	39:37.349
12	1	3:10.997 B	47.221	1:27.840	55.936	209.3	42:48.346

179 Ecurie Ecosse/Nielsen Racing 1. Alasdair McCaig 2. Colin Noble Ligier JS P3							
1	2	3:42.949	1:39.361	1:20.411	43.177	201.1	3:42.949
2	2	2:45.727	45.979	1:18.472	41.276	203.8	6:28.676
3	2	2:43.131	45.091	1:17.323	40.717	203.4	9:11.807
4	2	2:40.499	44.484	1:15.236	40.779	228.8	11:52.306
5	2	2:53.059 B	45.438	1:17.582	50.039	220.9	14:45.365
6	1	5:02.723	2:57.052	1:20.568	45.103	173.6	19:48.088
7	1	2:49.894	46.881	1:20.263	42.750	164.9	22:37.982
8	1	2:50.736	48.394	1:20.106	42.236	169.5	25:28.718
9	1	2:43.848	45.675	1:16.301	41.872	218.2	28:12.566
10	1	2:44.784	45.475	1:16.949	42.360	184.9	30:57.350
11	1	2:43.286	45.824	1:16.125	41.337	210.1	33:40.636
12	1	2:41.056	45.031	1:15.119	40.906	212.6	36:21.692
13	1	2:42.023	44.957	1:15.699	41.367	222.2	39:03.715
14	1	2:45.017	46.098	1:15.576	43.343	210.9	41:48.732
15	1	2:58.561 B	48.202	1:17.714	52.645	184.6	44:47.293
16	1	45.265 B					45:32.558

196 Speedworks Motorsport 1. Scott Mansell 2. Jack Butel Ligier JS P3							
1	1	3:55.344					3:55.344
2	1	2:58.147					6:53.491
3	1	2:48.431					9:41.922
4	1	2:45.950					12:27.872
5	1	2:47.886					15:15.758
6	1	2:47.144					18:02.902
7	1	5:30.687					23:33.589
8	1	8:08.343					31:41.932
9	1	2:44.275					34:26.207
10	1	2:42.360					37:08.567
11	1	2:40.808					39:49.375
12	1	2:43.249					42:32.624

333 MTECH/Wildwater 1. Jake Rattenbury Lamborghini Huracan Super							
1	1	4:36.408	2:03.551	1:38.514	54.343	148.6	4:36.408



GT CUP / LMP3 SPA EURO RACE QUALIFYING

Final Classification

Nr. Drivers	Team	Car	Cl	Time	Lap Total	Gap	Kph
1 179 A. McCaig / C. Noble	Ecurie Ecosse/Nielsen Racing	Ligier JS P3		2:18.565	13 13	- -	182.0
2 196 S. Mansell / J. Butel	Speedworks Motorsport	Ligier JS P3		2:19.023	8 8	+0.458 +0.458	181.4
3 103 T. Wells / M. Bell	United Autosports	Ligier JS P3		2:19.424	13 13	+0.859 +0.401	180.8
4 128 P. Bailey / A. Schulz	G-Cat Racing	Ligier JS P3		2:19.444	9 13	+0.879 +0.020	180.8
5 126 R. Dean / S. Moore	Tockwith Motorsport	Ligier JS P3		2:22.070	13 13	+3.505 +2.626	177.5
6 123 J. Rishover / J. Spence	Nielsen Racing	Ligier JS P3		2:22.344	13 13	+3.779 +0.274	177.1
7 102 C. Wilson / A. Evans	United Autosports	Ligier JS P3		2:23.338	8 12	+4.773 +0.994	175.9
8 47 G. Davidson	Jet Stream Racing	McLaren MP4/12 GT3	GTO	2:25.055	4 9	+6.490 +1.717	173.8
9 5 R. Chamberlain	CTR Developments Ltd	Porsche 935	GTO	2:26.911	8 12	+8.346 +1.856	171.6
10 12 N. Hudson / A. Wilcox	JMH Automotiv	Aston Martin GT3	GTO	2:27.937	7 12	+9.372 +1.026	170.4
11 14 G. Lucking / L. Clarke	FF Corse	Ferrari 458 GTC	GTC	2:28.690	10 11	+10.125 +0.753	169.6
12 333 J. Rattenbury	MTECH/Wildwater	Lamborghini Huracan Super		2:29.616	6 6	+11.051 +0.926	168.5
13 7 G. Downing	National Motorsport Academy	Lotus Evora GTE	GTO	2:31.208	8 8	+12.643 +1.592	166.8
14 2 T. Webb		BMW M3 E46 GTR	GTB	2:31.966	6 11	+13.401 +0.758	165.9
15 24 G. Eastwood	G-Cat Racing	Ferrari 458 GT3	GTO	2:32.671	6 10	+14.106 +0.705	165.2
16 6 C. Papageorgiou / A. Demetriou	Black Mamba Racing	Porsche 991 GT3 Cup	GTC	2:33.498	2 12	+14.933 +0.827	164.3
17 54 B. Millage	Spy Motorsport	Ginetta G55 GT4	GTA	2:34.293	2 5	+15.728 +0.795	163.4
18 51 W. Gilbert / J. Bølting	TOP CATS RACING		GTB	2:35.140	11 11	+16.575 +0.847	162.5
19 44 N. Huggins	Top Cats Racing	Lamborghini Gallardo Super		2:35.319	9 10	+16.754 +0.179	162.3
20 8 D. Paul	Spy Motorsport	Ginetta G55 GT4	GTA	2:36.027	7 11	+17.462 +0.708	161.6
21 16 L. de Meeus / J. Stanley	FF Corse	Ferrari 458 GTC	GTC	2:36.099	11 11	+17.534 +0.072	161.5
22 59 S. Proctor / L. Proctor	Garage 59	McLaren GT 570S GT4	GTA	2:36.513	5 12	+17.948 +0.414	161.1
23 58 A. Brakewell / S. Gray	Garage 59	McLaren GT 650S Sprint	GTC	2:37.215	4 11	+18.650 +0.702	160.4
24 10 M. Mercer / G. Smith	Amigo Motorsport	Ginetta G55 GT4	GTA	2:38.080	12 12	+19.515 +0.865	159.5
25 9 D. Gibbs	22 GT Racing	Aston Martin GT4	GTA	2:39.110	12 12	+20.545 +1.030	158.5
26 77 J. Wyatt / G. Steel	Geoff Steel Racing	BMW M3 GTR	GTA	2:46.256	4 8	+27.691 +7.146	151.7
27 72 C. Murphy	Whitebridge Motorsport	Aston Martin GT4	GTA	2:47.356	7 8	+28.791 +1.100	150.7
28 33 M. Sellar / R. Coomber	MAS Motorsport	Porsche 991 GT3 Cup	GTC	2:49.113	3 5	+30.548 +1.757	149.1
Not classified:							
28 P. Fleury	TCS MOTORSPORT						
50 D. Standing / I. Goodchild	Amigo Motorsport	Ginetta G55 GT4	GTA				
55 A. Robey	Gemini Cars/					1	
Disqualified							
62 J. Saunders / P. Scharfegger	TCS Motorsport	Ginetta G50	GTB	2:38.673	4 7		158.9
Fastest Lap				Lap 13	Alasdair McCaig	2:18.565	182.0 Kph

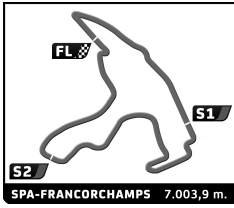
LAP 2 AND 6 OF CAR N° 8 INVALIDATED DUE TO TRACK LIMITS
LAP 3 OF CAR N° 6 INVALIDATED DUE TO TRACK LIMITS
CAR N° 62 DISQUALIFIED FROM THE MEETING DUE TO STEWARDS DECISION N° 1

Published at:

Track Status: **DRY**

Stewards:


Timekeeper:



GT CUP / LMP3 SPA EURO RACE QUALIFYING

Best Sector Times

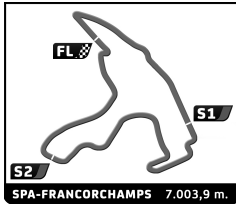
SECTOR 1			SECTOR 2			SECTOR 3			Pos	Team	Cl	Ideal Lap	Best Lap
Pos	Driver	Time	Driver	Time	Driver	Time	Pos	Team					
1	128 P.Bailey	39.916	196 S.Mansell	1:02.300	179 A.McCaig	35.607	1	179 Ecurie Ecosse/Nielsen Racing			2:18.565	2:18.565 (1)	
2	103 T.Wells	40.113	179 A.McCaig	1:02.560	196 S.Mansell	35.777	2	103 United Autosports			2:18.873	2:19.424 (3)	
3	179 A.McCaig	40.398	103 T.Wells	1:02.767	128 P.Bailey	35.822	3	196 Speedworks Motorsport			2:18.920	2:19.023 (2)	
4	47 G.Davidson	40.540	128 P.Bailey	1:03.496	103 T.Wells	35.993	4	128 G-Cat Racing			2:19.234	2:19.444 (4)	
5	102 C.Wilson	40.618	126 R.Dean	1:04.623	102 C.Wilson	36.485	5	126 Tockwith Motorsport			2:22.070	2:22.070 (5)	
6	196 S.Mansell	40.843	102 C.Wilson	1:05.321	47 G.Davidson	36.529	6	102 United Autosports			2:22.424	2:23.338 (7)	
7	126 R.Dean	40.901	47 G.Davidson	1:06.879	126 R.Dean	36.546	7	47 Jet Stream Racing	GTO		2:23.948	2:25.055 (8)	
8	5 R.Chamberlain	41.351	5 R.Chamberlain	1:07.594	12 N.Hudson	36.961	8	5 CTR Developments Ltd	GTO		2:26.754	2:26.911 (9)	
9	12 N.Hudson	41.519	14 G.Lucking	1:08.301	5 R.Chamberlain	37.809	9	12 JMH Automotive	GTO		2:27.140	2:27.937 (10)	
10	333 J.Rattenbury	41.523	333 J.Rattenbury	1:08.484	14 G.Lucking	38.234	10	333 MTECH/Wildwater			2:28.436	2:29.616 (12)	
11	14 G.Lucking	42.155	12 N.Hudson	1:08.660	333 J.Rattenbury	38.429	11	14 FF Corse	GTC		2:28.690	2:28.690 (11)	
12	24 G.Eastwood	42.523	2 T.Webb	1:09.115	7 G.Downing	38.729	12	2	GTB		2:30.918	2:31.966 (14)	
13	6 C.Papageorgiou	42.694	54 B.Millage	1:09.431	2 T.Webb	38.821	13	7 National Motorsport Academy	GTO		2:31.194	2:31.208 (13)	
14	58 A.Brakewell	42.742	7 G.Downing	1:09.695	24 G.Eastwood	39.186	14	6 Black Mamba Racing	GTC		2:32.484	2:33.498 (16)	
15	7 G.Downing	42.770	8 D.Paul	1:09.729	8 D.Paul	39.231	15	24 G-Cat Racing	GTO		2:32.671	2:32.671 (15)	
16	2 T.Webb	42.982	6 C.Papageorgiou	1:10.554	6 C.Papageorgiou	39.236	16	8 Spy Motorsport	GTA		2:33.010	2:36.027 (20)	
17	51 W.Gilbert	43.101	24 G.Eastwood	1:10.962	51 W.Gilbert	39.511	17	54 Spy Motorsport	GTA		2:33.809	2:34.293 (17)	
18	16 L.de Meeus	43.849	44 N.Huggins	1:11.116	59 S.Proctor	39.590	18	58 Garage 59	GTC		2:34.897	2:37.215 (23)	
19	8 D.Paul	44.050	10 M.Mercer	1:11.761	54 B.Millage	39.769	19	51 TOP CATS RACING	GTB		2:35.140	2:35.140 (18)	
20	62 J.Saunders	44.063	59 S.Proctor	1:11.874	44 N.Huggins	39.994	20	44 Top Cats Racing			2:35.319	2:35.319 (19)	
21	59 S.Proctor	44.175	58 A.Brakewell	1:11.898	16 L.de Meeus	40.131	21	59 Garage 59	GTA		2:35.639	2:36.513 (22)	
22	44 N.Huggins	44.209	16 L.de Meeus	1:12.119	58 A.Brakewell	40.257	22	16 FF Corse	GTC		2:36.099	2:36.099 (21)	
23	54 B.Millage	44.609	51 W.Gilbert	1:12.528	10 M.Mercer	40.568	23	10 Amigo Motorsport	GTA		2:37.507	2:38.080 (24)	
24	9 D.Gibbs	45.036	62 J.Saunders	1:12.775	62 J.Saunders	40.827	24	62 TCS Motorsport	GTB		2:37.665	2:38.673 (25)	
25	10 M.Mercer	45.178	9 D.Gibbs	1:12.987	9 D.Gibbs	40.902	25	9 22 GT Racing	GTA		2:38.925	2:39.110 (26)	
26	72 C.Murphy	45.890	77 J.Wyatt	1:16.484	33 M.Sellar	42.543	26	77 Geoff Steel Racing	GTA		2:45.598	2:46.256 (27)	
27	77 J.Wyatt	46.414	72 C.Murphy	1:17.143	77 J.Wyatt	42.700	27	33 MAS Motorsport	GTC		2:46.582	2:49.113 (29)	
28	33 M.Sellar	46.823	33 M.Sellar	1:17.216	72 C.Murphy	43.829	28	72 Whitebridge Motorsport	GTA		2:46.862	2:47.356 (28)	
29	55 A.Robey	49.936	55 A.Robey	1:17.843	55 A.Robey	49.591	29	55 Gemini Cars/			2:57.370		



GT CUP / LMP3 SPA EURO RACE After QUALIFYING

Event maximum speed


Team	Car	Class	Driver	Top Speed	Lap	Session
12 JMH Automotive	Aston Martin GT3	GTO	Nigel Hudson	264.7	4	QUALIFYING
47 Jet Stream Racing	McLaren MP4/12 GT3	GTO	Graham Davidson	264.1	9	QUALIFYING
333 MTECH/Wildwater	Lamborghini Huracan Super		Jake Rattenbury	262.1	6	QUALIFYING
5 CTR Developments Ltd	Porsche 935	GTO	Richard Chamberlain	261.5	8	QUALIFYING
58 Garage 59	McLaren GT 650S Sprint	GTC	Andy Brakewell	261.5	8	QUALIFYING
128 G-Cat Racing	Ligier JS P3		Paul Bailey	260.2	10	QUALIFYING
126 Tockwith Motorsport	Ligier JS P3		Richard Dean	259.0	10	QUALIFYING
179 Ecurie Ecosse/Nielsen Racing	Ligier JS P3		Alasdair McCaig	257.1	9	QUALIFYING
24 G-Cat Racing	Ferrari 458 GT3	GTO	Gary Eastwood	257.1	6	QUALIFYING
103 United Autosports	Ligier JS P3		Tony Wells	256.5	10	QUALIFYING
102 United Autosports	Ligier JS P3		CJ Wilson	255.3	12	QUALIFYING
6 Black Mamba Racing	Porsche 991 GT3 Cup	GTC	Chris Papageorgiou	255.3	5	QUALIFYING
14 FF Corse	Ferrari 458 GTC	GTC	Graham Lucking	254.1	7	QUALIFYING
196 Speedworks Motorsport	Ligier JS P3		Scott Mansell	254.1	4	QUALIFYING
16 FF Corse	Ferrari 458 GTC	GTC	Laurent de Meeus	251.2	3	QUALIFYING
44 Top Cats Racing	Lamborghini Gallardo Super		Neil Huggins	250.0	9	QUALIFYING
59 Garage 59	McLaren GT 570S GT4	GTA	Stewart Proctor	245.5	5	QUALIFYING
2	BMW M3 E46 GTR	GTB	Tom Webb	244.3	11	QUALIFYING
7 National Motorsport Academy	Lotus Evora GTE	GTO	Gareth Downing	243.8	7	QUALIFYING
72 Whitebridge Motorsport	Aston Martin GT4	GTA	Chris Murphy	243.2	7	QUALIFYING
9 22 GT Racing	Aston Martin GT4	GTA	Dean Gibbs	241.1	5	QUALIFYING
62 TCS Motorsport	Ginetta G50	GTB	John Saunders	234.3	5	QUALIFYING
8 Spy Motorsport	Ginetta G55 GT4	GTA	Dominic Paul	231.8	2	QUALIFYING
54 Spy Motorsport	Ginetta G55 GT4	GTA	Brent Millage	228.8	4	QUALIFYING
10 Amigo Motorsport	Ginetta G55 GT4	GTA	Mick Mercer	225.0	7	QUALIFYING
51 TOP CATS RACING		GTB	Warren Gilbert	221.8	7	QUALIFYING
77 Geoff Steel Racing	BMW M3 GTR	GTA	Jeff Wyatt	213.4	7	QUALIFYING
33 MAS Motorsport	Porsche 991 GT3 Cup	GTC	Mike Sellar	213.0	4	QUALIFYING
55 Gemini Cars/			Andy Robey	205.3	2	QUALIFYING



GT CUP / LMP3 SPA EURO RACE QUALIFYING

Fastest Lap Sequence

Practice Time	Team	Car	Class	Driver	Time	Kph	
4:44.056	196 Speedworks Motorsport	Ligier JS P3		Scott Mansell	2:20.862	179.0	2
7:03.541	196 Speedworks Motorsport	Ligier JS P3		Scott Mansell	2:19.485	180.8	3
28:20.916	196 Speedworks Motorsport	Ligier JS P3		Scott Mansell	2:19.023	181.4	8
49:03.458	179 Ecurie Ecosse/Nielsen Racing	Ligier JS P3		Alasdair McCaig	2:18.565	182.0	13




GT CUP / LMP3 SPA EURO RACE QUALIFYING

Sector Analysis

Personal Best Session Best B Crossing the finish line in pit lane

Lap	D	Time	Sector 1	Sector 2	Sector 3	T. Spd	Elapsed	Lap	D	Time	Sector 1	Sector 2	Sector 3	T. Spd	Elapsed			
2		1. Tom Webb						BMW M3 E46 GTR GTB		8		Spy Motorsport						Ginetta G55 GT4 GTA
1	1	4:25.967	2:29.764	1:15.647	40.556	206.1	4:25.967	1	1	4:46.827	2:54.343	1:10.702	41.782	219.1	4:46.827			
2	1	2:37.120	46.403	1:10.503	40.214	233.8	7:03.087	2	1	2:33.010	44.050	1:09.729	39.231	231.8	7:19.837			
3	1	2:38.269	44.708	1:09.115	44.446	238.9	9:41.356	3	1	2:44.253 B	44.208	1:11.527	48.518	228.8	10:04.090			
4	1	2:41.660 B	44.646	1:10.528	46.486	237.4	12:23.016	4	1	4:33.739 B	2:20.881	1:11.991	1:00.867	220.4	14:37.829			
5	1	12:13.758	...	1:12.328	40.394	219.5	24:36.773	5	1	10:03.027	8:06.799	1:14.032	42.196	210.1	24:40.855			
6	1	2:31.966	43.946	1:09.199	38.821	238.4	27:08.739	6	1	2:35.814	44.622	1:11.495	39.697	227.4	27:16.669			
7	1	2:32.484	43.261	1:10.317	38.906	240.0	29:41.223	7	1	2:36.027	45.175	1:11.044	39.808	226.4	29:52.696			
8	1	3:17.081 B	42.982	1:26.168	1:07.931	243.8	32:58.304	8	1	3:31.855 B	45.986	1:28.304	1:17.565	226.9	33:24.551			
9	1	12:01.815	...	1:11.137	41.115	223.6	45:00.118	9	1	12:02.416	9:47.550	1:22.019	52.847	224.5	45:26.966			
10	1	2:32.165	43.907	1:09.335	38.923	240.5	47:32.283	10	1	2:36.277	45.342	1:11.155	39.780	226.9	48:03.243			
11	1	2:33.781	43.176	1:11.082	39.523	244.3	50:06.064	11	1	2:37.555	44.261	1:11.422	41.872	231.3	50:40.798			
5		CTR Developments Ltd						Porsche 935 GTO		9		22 GT Racing						Aston Martin GT4 GTA
1	1	3:13.422	1:07.857	1:21.363	44.202	175.0	3:13.422	1	1	3:38.832	1:30.198	1:23.164	45.470	181.5	3:38.832			
2	1	2:34.798	44.077	1:10.853	39.868	232.8	5:48.220	2	1	2:48.908	47.628	1:17.796	43.484	232.8	6:27.740			
3	1	2:31.097	42.674	1:09.043	39.380	237.9	8:19.317	3	1	2:46.627	48.094	1:15.456	43.077	204.5	9:14.367			
4	1	2:49.138 B	45.028	1:09.502	54.608	216.4	11:08.455	4	1	2:39.865	45.868	1:12.991	41.006	232.8	11:54.232			
5	1	6:14.263 B	3:25.614	1:38.207	1:10.442	110.1	17:22.718	5	1	3:04.131 B	45.381	1:13.643	1:05.107	241.1	14:58.363			
6	1	7:22.629	5:30.680	1:12.459	39.490	227.4	24:45.346	6	1	10:21.663	8:20.376	1:18.162	43.125	200.4	25:20.025			
7	1	2:42.182	41.351	1:08.586	52.245	245.5	27:27.528	7	1	2:41.894	46.133	1:13.452	42.309	233.3	28:01.919			
8	1	2:26.911	41.508	1:07.594	37.809	261.5	29:54.439	8	1	2:40.159	45.405	1:13.852	40.902	237.4	30:42.078			
9	1	3:27.817 B	41.593	1:29.639	1:16.585	256.5	33:22.256	9	1	3:31.480 B	53.925	1:31.553	1:06.002	125.1	34:13.558			
10	1	11:35.195	9:40.547	1:12.978	41.670	234.3	44:57.450	10	1	11:14.742	9:11.447	1:19.714	43.581	162.2	45:28.299			
11	1	2:32.663	42.163	1:11.405	39.095	251.7	47:30.113	11	1	2:48.407	45.036	1:21.184	42.187	228.3	48:16.706			
12	1	2:27.646	41.416	1:08.349	37.881	241.1	49:57.759	12	1	2:39.110	45.167	1:12.987	40.956	235.8	50:55.816			
6		Black Mamba Racing						Porsche 991 GT3 Cup GTC		10		Amigo Motorsport						Ginetta G55 GT4 GTA
1	1	2:33.776	42.637	1:11.827	39.312	243.2	2:33.776	1	1	3:15.987	1:08.052	1:22.862	45.073	164.4	3:15.987			
2	1	2:33.498	42.694	1:11.420	39.384	243.8	5:07.274	2	1	2:45.922	47.665	1:15.860	42.397	192.2	6:01.909			
3	1	2:32.754	42.964	1:10.554	39.236	246.6	7:40.028	3	1	2:45.630	47.527	1:15.083	43.020	207.7	8:47.539			
4	1	2:34.302	43.062	1:11.130	40.110	248.3	10:14.330	4	1	3:02.278 B	47.207	1:15.796	59.275	207.3	11:49.817			
5	1	2:39.862	42.919	1:12.740	44.203	255.3	12:54.192	5	1	5:35.591 B	2:52.527	1:31.713	1:11.351	140.6	17:25.408			
6	1	3:34.810 B	43.249	1:30.773	1:20.788	244.3	16:29.002	6	1	7:31.350	5:33.333	1:16.564	41.453	188.8	24:56.757			
7	1	8:23.135	6:21.687	1:19.607	41.841	203.8	24:52.136	7	1	2:39.676	45.928	1:12.459	41.289	225.0	27:36.433			
8	1	2:55.635 B	42.875	1:12.206	1:00.554	251.2	27:47.771	8	1	2:38.150	45.652	1:11.797	40.701	223.6	30:14.583			
9	1	5:06.718 B	2:21.318	1:39.882	1:05.518	186.5	32:54.489	9	1	3:37.047 B	48.169	1:30.146	1:18.732	168.0	33:51.630			
10	1	12:28.794	...	1:25.721	44.978	147.3	45:23.282	10	1	11:14.154	9:17.475	1:15.130	41.549	188.5	45:05.783			
11	1	2:56.250	49.334	1:21.479	45.437	173.9	48:19.532	11	1	2:38.376	45.178	1:11.761	41.437	224.1	47:44.159			
12	1	2:49.611	46.929	1:18.653	44.029	206.5	51:09.143	12	1	2:38.080	45.523	1:11.989	40.568	204.5	50:22.239			
7		National Motorsport Academy						Lotus Evora GTE GTO		12		JMH Automotive						Aston Martin GT3 GTO
1	1	4:02.354	1:55.252	1:23.364	43.738	169.5	4:02.354	1	1	4:23.618	2:19.508	1:23.161	40.949	170.1	4:23.618			
2	1	3:06.558 B	45.734	1:19.921	1:00.903	219.1	7:08.912	2	1	2:31.513	42.797	1:10.228	38.488	248.8	6:55.131			
3	1	19:47.651	...	1:15.102	43.495	193.2	26:56.562	3	1	2:30.617	42.392	1:10.225	38.000	246.0	9:25.748			
4	1	2:34.569	44.009	1:11.831	38.729	226.9	29:31.131	4	1	2:29.225	41.519	1:10.253	37.453	264.7	11:54.973			
5	1	3:14.911 B	43.487	1:19.624	1:11.800	238.4	32:46.042	5	1	2:45.771 B	41.666	1:08.828	55.277	262.8	14:40.744			
6	1	12:28.675	...	1:13.786	42.813	221.3	45:14.716	6	1	9:51.464	8:02.972	1:10.604	37.888	255.9	24:32.207			
7	1	2:32.188	43.195	1:10.075	38.918	243.8	47:46.904	7	1	2:27.937	42.316	1:08.660	36.961	229.8	27:00.144			
8	1	2:31.208	42.770	1:09.695	38.743	231.8	50:18.112	8	1	2:37.366	42.000	1:09.150	46.216	252.3	29:37.510			
								9	1	3:18.028 B	41.729	1:30.292	1:06.007	264.1	32:55.538			




GT CUP / LMP3 SPA EURO RACE QUALIFYING

Sector Analysis

■ Personal Best ■ Session Best ■ Crossing the finish line in pit lane

Lap	D	Time	Sector 1	Sector 2	Sector 3	T. Spd	Elapsed	Lap	D	Time	Sector 1	Sector 2	Sector 3	T. Spd	Elapsed							
10	1	12:03.288	...	1:14.442	41.696	215.1	44:58.825	1	1	2:55.245	54.155	1:17.669	43.421	182.4	2:55.245							
11	1	2:32.356	42.149	1:11.489	38.718	216.0	47:31.181	2	1	2:43.165	45.584	1:14.339	43.242	240.5	5:38.410							
12	1	2:28.450	41.857	1:09.104	37.489	257.1	49:59.631	3	1	2:39.625	44.707	1:13.465	41.453	235.8	8:18.035							
14 FF Corse Ferrari 458 GTC																						
1. Graham Lucking GTC																						
2. Leyton Clarke																						
1	1	6:59.732	5:06.552	1:12.788	40.392	234.8	6:59.732	4	1	2:44.740	45.173	1:17.199	42.368	234.3	11:02.775							
2	1	2:36.638	44.382	1:11.281	40.975	240.0	9:36.370	5	1	2:38.287	44.382	1:12.983	40.922	244.9	13:41.062							
3	1	2:34.495	43.581	1:10.505	40.409	244.3	12:10.865	6	1	3:36.189 B	54.383	1:31.563	1:10.243	131.1	17:17.251							
4	1	2:57.265 B	42.951	1:12.704	1:01.610	250.6	15:08.130	7	1	8:06.592	6:03.173	1:18.248	45.171	154.5	25:23.842							
5	1	10:27.247	8:21.772	1:13.524	51.951	243.8	25:35.376	8	1	2:36.807	44.229	1:11.945	40.633	249.4	28:00.649							
6	1	2:29.977	42.283	1:09.438	38.256	250.6	28:05.353	9	1	2:35.319	44.209	1:11.116	39.994	250.0	30:35.968							
7	1	2:31.578	42.485	1:10.834	38.259	254.1	30:36.931	10	1	3:34.576 B	58.083	1:31.636	1:04.857	136.5	34:10.544							
8	1	3:23.817 B	57.848	1:31.822	54.147	125.7	34:00.748	47 Jet Stream Racing McLaren MP4/12 GT3														
9	1	11:03.600	9:07.405	1:13.555	42.640	227.8	45:04.347	1. Graham Davidson GTO														
10	1	2:28.690	42.155	1:08.301	38.234	251.7	47:33.037	1	1	5:51.670	3:57.594	1:15.335	38.741	205.7	5:51.670							
11	1	2:41.736 B	46.755	1:09.899	45.082	251.2	50:14.773	2	1	2:28.224	42.018	1:08.171	38.035	248.3	8:19.894							
16 FF Corse Ferrari 458 GTC																						
1. Laurent de Meeus GTC																						
2. Jamie Stanley																						
1	1	6:41.534	4:36.679	1:20.563	44.292	212.2	6:41.534	3	1	2:29.017	44.076	1:07.523	37.418	233.8	10:48.911							
2	1	2:43.786	45.078	1:17.748	40.960	201.9	9:25.320	4	1	2:25.055	40.541	1:06.879	37.635	259.6	13:13.966							
3	1	2:39.086	44.207	1:14.250	40.629	251.2	12:04.406	5	1	3:17.565 B	40.740	1:21.120	1:15.705	243.8	16:31.531							
4	1	2:59.232 B	45.426	1:14.232	59.574	247.1	15:03.638	6	1	8:02.681	6:17.957	1:08.195	36.529	238.9	24:34.211							
5	1	9:51.365	7:54.501	1:16.157	40.707	248.8	24:55.002	7	1	2:26.187	40.686	1:08.433	37.068	232.8	27:00.398							
6	1	2:37.489	44.108	1:12.960	40.421	247.1	27:32.491	8	1	2:25.638	40.540	1:07.957	37.141	249.4	29:26.036							
7	1	2:36.483	44.075	1:12.236	40.172	246.0	30:08.974	9	1	2:54.347 B	40.953	1:13.955	59.439	264.1	32:20.383							
8	1	3:23.660 B	47.067	1:20.869	1:15.724	178.8	33:32.634	51 TOP CATS RACING														
9	1	11:40.955	9:37.767	1:16.884	46.304	200.7	45:13.588	1. Warren Gilbert GTB														
10	1	2:39.901	44.892	1:14.368	40.641	236.3	47:53.489	2. Joachim Bölting														
11	1	2:36.099	43.849	1:12.119	40.131	245.5	50:29.588	1	1	3:29.297	1:13.071	1:29.289	46.937	159.5	3:29.297							
24 G-Cat Racing Ferrari 458 GT3																						
1. Gary Eastwood GTO																						
1	1	3:22.573	1:07.174	1:26.631	48.768	160.5	3:22.573	2	1	3:06.156	51.731	1:28.596	45.829	170.9	6:35.453							
2	1	2:54.520	42.949	1:21.391	50.180	216.4	6:17.093	3	1	3:05.896	50.401	1:25.745	49.750	193.5	9:41.349							
3	1	2:43.216	43.370	1:12.263	47.583	237.9	9:00.309	4	1	3:18.123 B	52.843	1:24.770	1:00.510	186.5	12:59.472							
4	1	3:00.587 B	43.648	1:21.060	55.879	231.3	12:00.896	5	1	12:05.495	...	1:16.415	42.330	199.3	25:04.966							
5	1	13:18.207	...	1:14.682	46.711	229.3	25:19.102	6	1	2:39.507	44.944	1:13.728	40.835	186.9	27:44.473							
6	1	2:32.671	42.523	1:10.962	39.186	257.1	27:51.773	7	1	2:37.874	44.512	1:12.925	40.437	221.8	30:22.347							
7	1	3:38.513 B	1:21.928	1:16.964	59.621	183.4	31:30.286	8	1	3:59.562 B	55.874	1:46.739	1:16.949	113.2	34:21.909							
8	1	13:17.925	...	1:15.154	43.410	226.9	44:48.210	9	1	10:55.707	8:57.432	1:16.542	41.733	192.5	45:17.615							
9	1	2:41.572	43.458	1:12.272	45.842	252.9	47:29.782	10	1	2:37.162	43.642	1:13.733	39.787	197.4	47:54.777							
10	1	2:35.679	43.368	1:13.034	39.277	246.0	50:05.461	11	1	2:35.140	43.101	1:12.528	39.511	213.0	50:29.917							
33 MAS Motorsport Porsche 991 GT3 Cup																						
1. Mike Sellar GTC																						
2. Ricky Coomber																						
1	1	3:38.229	1:26.973	1:25.167	46.089	167.7	3:38.229	54 Spy Motorsport Ginetta G55 GT4														
2	1	2:49.134	47.118	1:18.482	43.534	202.2	6:27.363	1. Brent Millage GTA														
3	1	2:49.113	48.909	1:17.661	42.543	189.5	9:16.476	1	1	4:44.050	2:51.898	1:11.902	40.250	214.7	4:44.050							
4	1	2:55.970 B	46.823	1:17.216	51.931	213.0	12:12.446	2	1	2:34.293	45.093	1:09.431	39.769	227.4	7:18.343							
5	1	12:52.263	...	1:24.062	46.928	168.5	25:04.708	3	1	2:35.909	44.892	1:10.769	40.248	224.5	9:54.252							
44 Top Cats Racing Lamborghini Gallardo Super																						
1. Neil Huggins																						
1																1	4:07.884	1:48.309	1:29.984	49.591	141.9	4:07.884
55 Gemini Cars/																						
1. Andy Robey																						
58 Garage 59 McLaren GT 650S Sprint																						
1. Andy Brakewell GTC																						
2. Steve Gray																						
1	1	4:12.855	2:09.997	1:20.959	41.899	172.2	4:12.855	1	1	2:41.820	45.476	1:16.087	40.257	193.9	6:54.675							
2	1	2:41.820	45.476	1:16.087	40.257	193.9	6:54.675	3	1	2:40.301	43.300	1:13.827	43.174	227.4	9:34.976							
3	1	2:40.301	43.300	1:13.827	43.174	227.4	9:34.976	4	1	2:37.215	42.742	1:11.898	42.575	237.9	12:12.191							
4	1	2:37.215	42.742	1:11.898	42.575	237.9	12:12.191															



GT CUP / LMP3 SPA EURO RACE QUALIFYING

Sector Analysis

■ Personal Best
 ■ Session Best
 ■ B Crossing the finish line in pit lane


Lap	D	Time	Sector 1	Sector 2	Sector 3	T. Spd	Elapsed	Lap	D	Time	Sector 1	Sector 2	Sector 3	T. Spd	Elapsed
7	1	9:25.567	7:38.848	1:08.502	38.217	222.7	25:06.597	4	1	35:59.138	41.749	1:08.484	...	260.9	45:12.015
8	1	2:27.743	42.905	1:05.830	39.008	251.7	27:34.340	5	1	2:30.794	42.296	1:09.463	39.035	260.2	47:42.809
9	1	2:25.708	41.813	1:07.055	36.840	255.9	30:00.048	6	1	2:29.616	41.523	1:09.664	38.429	262.1	50:12.425
10	1	3:26.791 B	41.030	1:26.273	1:19.488	259.0	33:26.839								
11	1	11:27.157	9:40.619	1:08.998	37.540	233.8	44:53.995								
12	1	2:26.399	41.162	1:06.381	38.856	252.3	47:20.394								
13	1	2:22.070	40.901	1:04.623	36.546	257.8	49:42.464								

128		G-Cat Racing		Ligier JS P3											
		1. Paul Bailey													
		2. Andy Schulz													
1	1	2:31.473	44.571	1:08.787	38.115	220.0	2:31.473								
2	1	2:32.283	41.614	1:04.663	46.006	251.2	5:03.756								
3	1	2:20.201	40.755	1:03.496	35.950	254.7	7:23.957								
4	1	2:20.124	39.927	1:04.330	35.867	254.7	9:44.081								
5	1	2:25.162	40.833	1:05.567	38.762	254.7	12:09.243								
6	1	2:46.422 B	40.202	1:04.007	1:02.213	257.1	14:55.665								
7	1	10:09.589	8:19.358	1:07.841	42.390	219.1	25:05.253								
8	1	2:21.601	40.971	1:04.548	36.082	258.4	27:26.854								
9	1	2:19.444	40.000	1:03.622	35.822	257.8	29:46.298								
10	1	3:14.474 B	39.995	1:25.111	1:09.368	260.2	33:00.772								
11	1	11:57.142	...	1:08.329	38.091	250.0	44:57.913								
12	1	2:29.631	42.585	1:08.370	38.676	251.2	47:27.544								
13	1	2:19.889	39.916	1:04.076	35.897	257.8	49:47.433								

179		Ecurie Ecosse/Nielsen Racing		Ligier JS P3											
		1. Alasdair McCaig													
		2. Colin Noble													
1	1	3:03.829	1:08.630	1:16.918	38.281	179.4	3:03.829								
2	1	2:29.982	44.386	1:07.237	38.359	220.0	5:33.811								
3	1	2:21.786	41.371	1:04.630	35.785	254.7	7:55.597								
4	1	2:19.514	40.530	1:03.372	35.612	255.3	10:15.111								
5	1	2:27.922	42.276	1:06.640	39.006	252.9	12:43.033								
6	1	2:53.638 B	40.529	1:08.903	1:04.206	256.5	15:36.671								
7	1	8:56.704	7:12.714	1:06.913	37.077	238.9	24:33.374								
8	1	2:24.039	41.215	1:06.905	35.919	256.5	26:57.413								
9	1	2:22.140	40.775	1:03.646	37.719	257.1	29:19.553								
10	1	2:51.914 B	42.653	1:06.507	1:02.754	252.9	32:11.467								
11	1	12:14.262	...	1:06.384	36.613	248.3	44:25.728								
12	1	2:19.165	40.610	1:02.894	35.661	252.9	46:44.893								
13	1	2:18.565	40.398	1:02.560	35.607	256.5	49:03.458								

196		Speedworks Motorsport		Ligier JS P3											
		1. Scott Mansell													
		2. Jack Butel													
1	1	2:23.194	41.445	1:04.536	37.213	240.5	2:23.194								
2	1	2:20.862	41.574	1:02.941	36.347	248.3	4:44.056								
3	1	2:19.485	41.408	1:02.300	35.777	249.4	7:03.541								
4	1	2:38.837 B	40.843	1:08.347	49.647	254.1	9:42.378								
5	1	3:34.742	1:53.665	1:05.005	36.072	247.7	13:17.120								
6	1	3:16.937 B	42.408	1:17.394	1:17.135	195.7	16:34.057								
7	1	9:27.837	7:43.920	1:04.451	39.466	243.8	26:01.893								
8	1	2:19.023	40.848	1:02.349	35.826	251.2	28:20.916								

333		MTECH/Wildwater		Lamborghini Huracan Super											
		1. Jake Rattenbury													
1	1	4:09.037	2:07.487	1:21.117	40.433	178.5	4:09.037								
2	1	2:32.183	42.988	1:09.398	39.797	258.4	6:41.220								
3	1	2:31.659	42.440	1:09.336	39.883	255.3	9:12.879								



**GT CUP / LMP3
SPA EURO RACE
RACE 1 (60')**

Starting Grid


Darren Standing	Amigo Motorsport	50	- 16 -		
Andy Robey	Gemini Cars/	55	- 15 -	28	TCS MOTORSPORT Paul Fleury
2:47.356					2:49.113
Chris Murphy	Whitebridge Motorsport	72	- 14 -	33	MAS Motorsport Mike Sellar
2:39.110					2:46.256
Dean Gibbs	22 GT Racing	9	- 13 -	77	Geoff Steel Racing Jeff Wyatt
2:37.215					2:38.080
Andy Brakewell	Garage 59	58	- 12 -	10	Amigo Motorsport Mick Mercer
2:36.099					2:36.513
Laurent de Meeus	FF Corse	16	- 11 -	59	Garage 59 Stewart Proctor
2:35.319					2:36.027
Neil Huggins	Top Cats Racing	44	- 10 -	8	Spy Motorsport Dominic Paul
2:34.293					2:35.140
Brent Millage	Spy Motorsport	54	- 9 -	51	TOP CATS RACING Warren Gilbert
2:32.671					2:33.498
Gary Eastwood	G-Cat Racing	24	- 8 -	6	Black Mamba Racing Chris Papageorgiou
2:31.208					2:31.966
Gareth Downing	National Motorsport Academy	7	- 7 -	2	
2:28.690					2:29.616
Graham Lucking	FF Corse	14	- 6 -	333	MTECH/Wildwater Jake Rattenbury
2:26.911					2:27.937
Richard Chamberlain	CTR Developments Ltd	5	- 5 -	12	JMH Automotive Nigel Hudson
2:23.338					2:25.055
CJ Wilson	United Autosports	102	- 4 -	47	Jet Stream Racing Graham Davidson
2:22.070					2:22.344
Richard Dean	Tockwith Motorsport	126	- 3 -	123	Nielsen Racing Jason Rishover
2:19.424					2:19.444
Tony Wells	United Autosports	103	- 2 -	128	G-Cat Racing Paul Bailey
2:18.565					2:19.023
Alasdair McCaig	Ecurie Ecosse/Nielsen Racing	179	- 1 -	196	Speedworks Motorsport Scott Mansell

Pole



Stewards:

Timekeeper:



GT CUP / LMP3 SPA EURO RACE RACE 1 ((60')) Final Classification

Amended 2

Drivers	Team	Vehicle	Class	Laps	Total Time	Gap	Kph	Best Lap	
								Lap	Time Kph
1103 Tony Wells/Matt Bell	United Autosports	Ligier JS P3	LMP3	21	1:00:47.653	-	90.2	18	2:18.218 182.4
2126 Richard Dean/Sarah Moore	Tockwith Motorsport	Ligier JS P3	LMP3	21	1:01:12.751	+25.098	89.6	20	2:22.253 177.2
3179 Alasdair McCaig/Colin Noble	Ecurie Ecosse/Nielsen Racing	Ligier JS P3	LMP3	21	1:01:16.852	+29.199	89.4	20	2:19.139 181.2
4 12 Nigel Hudson/Adam Wilcox	JMH Automotive	Aston Martin GT3	GTO	21	1:01:33.372	+45.719	89.1	13	2:24.879 174.0
5 47 Graham Davidson	Jet Stream Racing	McLaren MP4/12 GT3	GTO	21	1:01:33.687	+46.034	89.1	12	2:25.692 173.1
6196 Scott Mansell/Jack Butel	Speedworks Motorsport	Ligier JS P3	LMP3	21	1:01:34.604	+46.951	89.0	5	2:22.607 176.8
7102 CJ Wilson/Andrew Evans	United Autosports	Ligier JS P3	LMP3	21	1:01:35.243	+47.590	89.0	12	2:25.347 173.5
8128 Paul Bailey/Andy Schulz	G-Cat Racing	Ligier JS P3	LMP3	21	1:02:11.098	+1:23.445	88.1	6	2:21.630 178.0
9 24 Gary Eastwood	G-Cat Racing	Ferrari 458 GT3	GTO	21	1:02:17.723	+1:30.070	88.0	11	2:32.511 165.3
10333 Jake Rattenbury	MTECH/Wildwater	Lamborghini Huracan Super	GTC	21	1:02:28.538	+1:40.885	87.7	12	2:29.041 169.2
11 44 Neil Huggins	Top Cats Racing	Lamborghini Gallardo Super	GTB	21	1:02:29.999	+1:42.346	87.7	21	2:34.386 163.3
12 2 Tom Webb		BMW M3 E46 GTR	GTB	21	1:02:30.685	+1:43.032	87.7	6	2:33.158 164.6
13 8 Dominic Paul	Spy Motorsport	Ginetta G55 GT4	GTA	21	1:02:38.657	+1:51.004	87.5	20	2:33.362 164.4
14 54 Brent Millage	Spy Motorsport	Ginetta G55 GT4	GTA	21	1:02:50.273	+2:02.620	87.2	19	2:35.884 161.7
15 77 Jeff Wyatt/Geoff Steel	Geoff Steel Racing	BMW M3 GTR	GTA	21	1:02:58.156	+2:10.503	87.0	19	2:38.148 159.4
16 10 Mick Mercer/Gary Smith	Amigo Motorsport	Ginetta G55 GT4	GTA	21	1:03:07.726	+2:20.073	86.8	21	2:37.846 159.7
17 59 Stewart Proctor/Lewis Proctor	Garage 59	McLaren GT 570S GT4	GTA	21	1:03:16.315	+2:28.662	86.6	6	2:37.317 160.3
18 55 Andy Robey	Gemini Cars/	BMW M3 E46	GTA	21	1:03:28.385	+2:40.732	86.3	19	2:43.606 154.1
19 51 Warren Gilbert/Joachim Bölling	TOP CATS RACING	MARCOS MANTIS	GTB	20	1:01:23.198	1 Lap	85.0	16	2:35.337 162.3
20 72 Chris Murphy	Whitebridge Motorsport	Aston Martin GT4	GTA	20	1:01:27.197	1 Lap	85.0	16	2:42.556 155.1
21 6 Chris Papageorgiou/Andy Demetriou	Black Mamba Racing	Porsche 991 GT3 Cup	GTC	20	1:02:51.926	1 Lap	83.0	6	2:33.405 164.4
22 50 Darren Standing/Ian Goodchild	Amigo Motorsport	Ginetta G55 GT4	GTA	18	1:01:26.047	3 Laps	76.4	6	2:43.131 154.6
23 9 Dean Gibbs	22 GT Racing	Aston Martin GT4	GTA	17	52:20.953	4 Laps	84.8	13	2:39.425 158.2
24 14 Graham Lucking/Leyton Clarke	FF Corse	Ferrari 458 GTC	GTC	16	50:12.824	5 Laps	83.2	13	2:31.422 166.5

Not classified:

123 Jason Rishover/Jamie Spence	Nielsen Racing	Ligier JS P3	LMP3	10	33:01.790			6	2:23.357 175.9
5 Richard Chamberlain	CTR Developments Ltd	Porsche 935	GTO	6	18:29.384			4	2:28.851 169.4
7 Gareth Downing	National Motorsport Academy	Lotus Evora GTE	GTO	5	20:06.637			5	3:07.266 134.6
16 Laurent de Meeus/Jamie Stanley	FF Corse	Ferrari 458 GTC	GTC						
17 Kevin Riley	National Motorsport	LOTUS EVORA	GTO						
28 Paul Fleury	TCS MOTORSPORT	GINETTA G50	GTA						
33 Mike Sellar/Ricky Coomber	MAS Motorsport	Porsche 991 GT3 Cup	GTC						
58 Andy Brakewell/Steve Gray	Garage 59	McLaren GT 650S Sprint	GTC						
62 John Saunders/Patrick Scharfegger	TCS Motorsport	Ginetta G50	GTB						

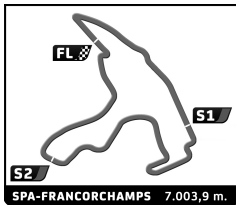
Pole Position	McCaig, Alasdair	2:18.565	
Fastest Lap	Lap 18 Tony Wells	2:18.218	182.4 Kph

5 SECONDS PENALTY TO CAR 59 DUE TO TRACK LIMITS

Published at:

Track Status: **DRY**

Stewards:	Timekeeper:
------------------	--------------------



GT CUP / LMP3 SPA EURO RACE RACE 1

Amended 2

Final Classification by Class

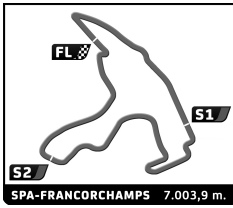
Nr. Drivers	Team	Car	Laps	Total Time	Gap	Kph	Best Lap	
							Lap	Time Kph
GTA								
1	8 D. Paul	Spy Motorsport	Ginetta G55 GT4	21	1:02:38.657		140.9	20 2:33.362 164.4
2	54 B. Millage	Spy Motorsport	Ginetta G55 GT4	21	1:02:50.273	+11.616	140.4	19 2:35.884 161.7
3	77 J. Wyatt / G. Steel	Geoff Steel Racing	BMW M3 GTR	21	1:02:58.156	+19.499	140.1	19 2:38.148 159.4
4	10 M. Mercer / G. Smith	Amigo Motorsport	Ginetta G55 GT4	21	1:03:07.726	+29.069	139.8	21 2:37.846 159.7
5	59 S. Proctor / L. Proctor	Garage 59	McLaren GT 570S GT4	21	1:03:16.315	+37.658	139.5	6 2:37.317 160.3
6	55 A. Robey	Gemini Cars/	BMW M3 E46	21	1:03:28.385	+49.728	139.0	19 2:43.606 154.1
7	72 C. Murphy	Whitebridge Motorsport	Aston Martin GT4	20	1:01:27.197		1 Laps 136.8	16 2:42.556 155.1
8	50 D. Standing / I. Goodchild	Amigo Motorsport	Ginetta G55 GT4	18	1:01:26.047	3 Laps	123.1	6 2:43.131 154.6
9	9 D. Gibbs	22 GT Racing	Aston Martin GT4	17	52:20.953	4 Laps	136.5	13 2:39.425 158.2
Not classified:								
28	P. Fleury	TCS MOTORSPORT	GINETTA G50				21 Laps 0.0	
GTB								
1	44 N. Huggins	Top Cats Racing	Lamborghini Gallardo Super	21	1:02:29.999		141.2	21 2:34.386 163.3
2	2 T. Webb		BMW M3 E46 GTR	21	1:02:30.685	+0.686	141.2	6 2:33.158 164.6
3	51 W. Gilbert / J. Börling	TOP CATS RACING	MARCOS MANTIS	20	1:01:23.198	1 Laps	136.9	16 2:35.337 162.3
Not classified:								
62	J. Saunders / P. Scharfegger	TCS Motorsport	Ginetta G50				21 Laps 0.0	
GTC								
1	333 J. Rattenbury	MTECH/Wildwater	Lamborghini Huracan Super	21	1:02:28.538		141.3	12 2:29.041 169.2
2	6 C. Papageorgiou / A. Demetriou	Black Mamba Racing	Porsche 991 GT3 Cup	20	1:02:51.926	1 Laps	133.7	6 2:33.405 164.4
3	14 G. Lucking / L. Clarke	FF Corse	Ferrari 458 GTC	16	50:12.824	5 Laps	133.9	13 2:31.422 166.5
Not classified:								
16	L. de Meeus / J. Stanley	FF Corse	Ferrari 458 GTC				21 Laps 0.0	
33	M. Sellar / R. Coomber	MAS Motorsport	Porsche 991 GT3 Cup				0.0	
58	A. Brakewell / S. Gray	Garage 59	McLaren GT 650S Sprint				21 Laps 0.0	
GTO								
1	12 N. Hudson / A. Wilcox	JMH Automotive	Aston Martin GT3	21	1:01:33.372		143.4	13 2:24.879 174.0
2	47 G. Davidson	Jet Stream Racing	McLaren MP4/12 GT3	21	1:01:33.687	+0.315	143.4	12 2:25.692 173.1
3	24 G. Eastwood	G-Cat Racing	Ferrari 458 GT3	21	1:02:17.723	+44.351	141.7	11 2:32.511 165.3
Not classified:								
5	R. Chamberlain	CTR Developments Ltd	Porsche 935	6	18:29.384	15 Laps	136.4	4 2:28.851 169.4
7	G. Downing	National Motorsport Academy	Lotus Evora GTE	5	20:06.637		104.5	5 3:07.266 134.6
17	K. Riley	National Motorsport	LOTUS EVORA				21 Laps 0.0	
LMP3								
1	103 T. Wells / M. Bell	United Autosports	Ligier JS P3	21	1:00:47.653		145.2	18 2:18.218 182.4
2	126 R. Dean / S. Moore	Tockwith Motorsport	Ligier JS P3	21	1:01:12.751	+25.098	144.2	20 2:22.253 177.2
3	179 A. McCaig / C. Noble	Ecurie Ecosse/Nielsen Racing	Ligier JS P3	21	1:01:16.852	+29.199	144.0	20 2:19.139 181.2
4	196 S. Mansell / J. Butel	Speedworks Motorsport	Ligier JS P3	21	1:01:34.604	+46.951	143.3	5 2:22.607 176.8
5	102 C. Wilson / A. Evans	United Autosports	Ligier JS P3	21	1:01:35.243	+47.590	143.3	12 2:25.347 173.5
6	128 P. Bailey / A. Schulz	G-Cat Racing	Ligier JS P3	21	1:02:11.098	+1'23.445	141.9	6 2:21.630 178.0
Not classified:								
123	J. Rishover / J. Spence	Nielsen Racing	Ligier JS P3	10	33:01.790		127.2	6 2:23.357 175.9

5 SECONDS PENALTY TO CAR 59 DUE TO TRACK LIMITS

Published at:

Track Status: **DRY**

Stewards:	Timekeeper:



GT CUP / LMP3 SPA EURO RACE RACE 1

Final Classification

Nr.	Driver	Team	Car	Cl	Time	Lap Total	Gap	Kph
1	103 T. Wells / M. Bell	United Autosports	Ligier JS P3	LMP3	2:18.218	18 21	- -	182.4
2	179 A. McCaig / C. Noble	Ecurie Ecosse/Nielsen Racing	Ligier JS P3	LMP3	2:19.139	20 21	+0.921 +0.921	181.2
3	128 P. Bailey / A. Schulz	G-Cat Racing	Ligier JS P3	LMP3	2:21.630	6 21	+3.412 +2.491	178.0
4	126 R. Dean / S. Moore	Tockwith Motorsport	Ligier JS P3	LMP3	2:22.253	20 21	+4.035 +0.623	177.2
5	196 S. Mansell / J. Butel	Speedworks Motorsport	Ligier JS P3	LMP3	2:22.607	5 21	+4.389 +0.354	176.8
6	123 J. Rishover / J. Spence	Nielsen Racing	Ligier JS P3	LMP3	2:23.357	6 10	+5.139 +0.750	175.9
7	12 N. Hudson / A. Wilcox	JMH Automotive	Aston Martin GT3	GTO	2:24.879	13 21	+6.661 +1.522	174.0
8	102 C. Wilson / A. Evans	United Autosports	Ligier JS P3	LMP3	2:25.347	12 21	+7.129 +0.468	173.5
9	47 G. Davidson	Jet Stream Racing	McLaren MP4/12 GT3	GTO	2:25.692	12 21	+7.474 +0.345	173.1
10	5 R. Chamberlain	CTR Developments Ltd	Porsche 935	GTO	2:28.851	4 6	+10.633 +3.159	169.4
11	333 J. Rattenbury	MTECH/Wildwater	Lamborghini Huracan Super	GTC	2:29.041	12 21	+10.823 +0.190	169.2
12	14 G. Lucking / L. Clarke	FF Corse	Ferrari 458 GTC	GTC	2:31.422	13 16	+13.204 +2.381	166.5
13	24 G. Eastwood	G-Cat Racing	Ferrari 458 GT3	GTO	2:32.511	11 21	+14.293 +1.089	165.3
14	2 T. Webb		BMW M3 E46 GTR	GTB	2:33.158	6 21	+14.940 +0.647	164.6
15	8 D. Paul	Spy Motorsport	Ginetta G55 GT4	GTA	2:33.362	20 21	+15.144 +0.204	164.4
16	6 C. Papageorgiou / A. Demetriou	Black Mamba Racing	Porsche 991 GT3 Cup	GTC	2:33.405	6 20	+15.187 +0.043	164.4
17	44 N. Huggins	Top Cats Racing	Lamborghini Gallardo Super	GTB	2:34.386	21 21	+16.168 +0.981	163.3
18	51 W. Gilbert / J. Bölting	TOP CATS RACING	MARCOS MANTIS	GTB	2:35.337	16 20	+17.119 +0.951	162.3
19	54 B. Millage	Spy Motorsport	Ginetta G55 GT4	GTA	2:35.884	19 21	+17.666 +0.547	161.7
20	59 S. Proctor / L. Proctor	Garage 59	McLaren GT 570S GT4	GTA	2:37.317	6 21	+24.099 +6.433	160.3
21	10 M. Mercer / G. Smith	Amigo Motorsport	Ginetta G55 GT4	GTA	2:37.846	21 21	+19.628 +4.471	159.7
22	77 J. Wyatt / G. Steel	Geoff Steel Racing	BMW M3 GTR	GTA	2:38.148	19 21	+19.930 +0.302	159.4
23	9 D. Gibbs	22 GT Racing	Aston Martin GT4	GTA	2:39.425	13 17	+21.207 +1.277	158.2
24	72 C. Murphy	Whitebridge Motorsport	Aston Martin GT4	GTA	2:42.556	16 20	+24.338 +3.131	155.1
25	50 D. Standing / I. Goodchild	Amigo Motorsport	Ginetta G55 GT4	GTA	2:43.131	6 18	+24.913 +0.575	154.6
26	55 A. Robey	Gemini Cars/	BMW M3 E46	GTA	2:43.606	19 21	+25.388 +0.475	154.1
27	7 G. Downing	National Motorsport Academy	Lotus Evora GTE	GTO	3:07.266	5 5	+49.048+23.660	134.6

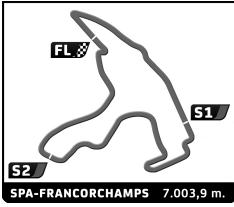
Fastest Lap	Lap 18	Tony Wells	2:18.218	182.4 Kph
--------------------	--------	------------	-----------------	-----------

5 SECONDS PENALTY TO CAR 59 DUE TO TRACK LIMITS

Published at:

Track Status: **DRY**


Stewards:	Timekeeper:
-----------	-------------



GT CUP / LMP3
SPA EURO RACE
RACE 1

Lap Chart


Nr	Pos	Grid	LAP																			
			1	2	3	4	5	6	7	8	9	10	11	12	13	14	15	16	17	18	19	20
179	1	179	179	179	179	179	179	179	179	179	6	6	126	126	126	126	103	103	103	103	103	103
196	2	196	103	103	103	103	103	103	103	103	179	24	24	12	12	12	126	126	126	126	126	126
103	3	103	126	126	126	126	126	128	128	196	103	128	12	47	103	103	103	12	12	12	179	179
128	4	128	128	128	128	128	128	126	196	123	196	14	128	103	47	47	47	47	47	179	12	12
126	5	126	123	123	123	196	196	196	126	102	24	126	47	128	196	196	196	196	196	47	47	47
123	6	123	5	5	5	123	123	123	123	128	102	12	6	14	128	128	128	102	102	102	196	196
102	7	102	102	102	102	5	5	5	102	333	333	77	14	196	14	14	14	128	179	196	196	102
47	8	47	196	196	196	12	12	102	12	6	8	2	103	24	179	179	179	179	128	128	128	
5	9	5	12	12	12	102	102	12	333	126	128	54	196	102	102	102	102	24	24	24	24	
12	10	12	14	14	14	333	333	333	47	12	14	47	102	6	24	24	24	44	44	333	333	
14	11	14	333	333	333	14	24	47	24	47	59	9	2	179	44	44	44	2	2	44	44	
333	12	333	6	6	6	24	6	24	6	24	126	72	54	2	2	2	333	333	2	2	2	
7	13	7	2	2	2	6	47	6	2	2	50	44	44	44	54	54	54	9	9	8	8	
2	14	2	24	24	24	2	14	2	14	8	12	10	77	54	9	9	9	10	8	54	54	
24	15	24	51	51	51	47	2	14	44	14	77	179	9	9	77	77	77	54	54	77	77	
6	16	6	7	7	7	51	44	44	8	59	2	55	10	77	10	10	10	77	77	59	59	
54	17	54	8	8	8	59	59	8	59	44	54	103	179	10	55	55	55	8	59	10	10	
51	18	51	54	54	54	44	8	59	54	54	47	123	55	55	333	333	333	55	55	55	55	
44	19	44	59	59	59	8	54	54	10	10	9	196	59	59	59	59	59	10	51	51	51	
8	20	8	44	44	44	54	10	10	9	9	72	102	333	333	8	8	8	14	72	72	72	
16	21	16	10	10	10	47	10	77	9	77	77	44	59	8	8	72	72	72	51	6	6	
59	22	59	47	47	10	77	9	77	51	51	10	50	50	50	50	51	51	51	6	50		
58	23	58	77	77	77	9	51	51	72	50	55	333	72	72	51	6	6	6	50			
10	24	10	55	55	55	55	55	72	50	72	123	8	51	51	6	50	50	50				
9	25	9	9	9	9	72	72	50	55	55	51	51										
77	26	77	72	72	72	50	50	55														
72	27	72	50	50	50	7	7															
33	28	33																				
55	29	55																				
28	30	28																				
50	31	50																				
62	0	62																				
17	0	17																				



**GT CUP / LMP3
SPA EURO RACE
RACE 1**

Best Sector Times


SECTOR 1			SECTOR 2			SECTOR 3			Pos	Team	Cl	Ideal Lap	Best Lap
Pos	Driver	Time	Driver	Time	Driver	Time	Pos	Team					
1	103 T.Wells	40.077	103 T.Wells	1:02.304	103 T.Wells	35.670	1	103 United Autosports	LMP3	2:18.051	2:18.218	(1)	
2	179 A.McCaig	40.370	179 A.McCaig	1:03.013	179 A.McCaig	35.688	2	179 Ecurie Ecosse/Nielsen Racing	LMP3	2:19.071	2:19.139	(2)	
3	47 G.Davidson	40.376	196 S.Mansell	1:03.885	123 J.Rishover	36.414	3	128 G-Cat Racing	LMP3	2:21.630	2:21.630	(3)	
4	12 N.Hudson	40.562	126 R.Dean	1:04.494	128 P.Bailey	36.443	4	126 Tockwith Motorsport	LMP3	2:21.918	2:22.253	(4)	
5	128 P.Bailey	40.681	128 P.Bailey	1:04.506	126 R.Dean	36.455	5	196 Speedworks Motorsport	LMP3	2:21.958	2:22.607	(5)	
6	126 R.Dean	40.969	123 J.Rishover	1:05.047	47 G.Davidson	36.620	6	123 Nielsen Racing	LMP3	2:23.184	2:23.357	(6)	
7	196 S.Mansell	41.211	102 C.Wilson	1:05.696	12 N.Hudson	36.857	7	102 United Autosports	LMP3	2:24.008	2:25.347	(8)	
8	102 C.Wilson	41.408	47 G.Davidson	1:07.211	196 S.Mansell	36.862	8	47 Jet Stream Racing	GTO	2:24.207	2:25.692	(9)	
9	5 R.Chamberlain	41.442	12 N.Hudson	1:07.444	102 C.Wilson	36.904	9	12 JMH Automotive	GTO	2:24.863	2:24.879	(7)	
10	123 J.Rishover	41.723	5 R.Chamberlain	1:07.556	333 J.Rattenbury	38.062	10	5 CTR Developments Ltd	GTO	2:27.648	2:28.851	(10)	
11	333 J.Rattenbury	41.864	333 J.Rattenbury	1:08.892	14 G.Lucking	38.601	11	333 MTECH/Wildwater		2:28.818	2:29.041	(11)	
12	14 G.Lucking	42.466	14 G.Lucking	1:09.323	5 R.Chamberlain	38.650	12	14 FF Corse	GTC	2:30.390	2:31.422	(12)	
13	24 G.Eastwood	42.578	8 D.Paul	1:09.651	24 G.Eastwood	38.783	13	24 G-Cat Racing	GTO	2:31.840	2:32.511	(13)	
14	6 C.Papageorgiou	43.007	2 T.Webb	1:10.231	6 C.Papageorgiou	39.054	14	2	GTB	2:32.886	2:33.158	(14)	
15	44 N.Huggins	43.156	24 G.Eastwood	1:10.479	2 T.Webb	39.166	15	6 Black Mamba Racing	GTC	2:32.983	2:33.405	(16)	
16	51 W.Gilbert	43.302	6 C.Papageorgiou	1:10.922	44 N.Huggins	39.293	16	8 Spy Motorsport	GTA	2:33.362	2:33.362	(15)	
17	2 T.Webb	43.489	44 N.Huggins	1:11.109	8 D.Paul	39.464	17	44 Top Cats Racing		2:33.558	2:34.386	(17)	
18	8 D.Paul	44.247	54 B.Millage	1:11.145	51 W.Gilbert	39.673	18	51 TOP CATS RACING	GTB	2:35.133	2:35.337	(18)	
19	59 S.Proctor	44.285	10 M.Mercer	1:11.768	54 B.Millage	39.866	19	54 Spy Motorsport	GTA	2:35.447	2:35.884	(19)	
20	54 B.Millage	44.436	59 S.Proctor	1:11.814	59 S.Proctor	39.905	20	59 Garage 59	GTA	2:36.004	2:37.317	(20)	
21	77 J.Wyatt	44.856	51 W.Gilbert	1:12.158	10 M.Mercer	40.121	21	10 Amigo Motorsport	GTA	2:36.796	2:37.846	(21)	
22	9 D.Gibbs	44.873	77 J.Wyatt	1:12.363	9 D.Gibbs	40.467	22	77 Geoff Steel Racing	GTA	2:37.770	2:38.148	(22)	
23	10 M.Mercer	44.907	9 D.Gibbs	1:12.538	77 J.Wyatt	40.551	23	9 22 GT Racing	GTA	2:37.878	2:39.425	(23)	
24	72 C.Murphy	45.603	55 A.Robey	1:13.412	72 C.Murphy	41.465	24	72 Whitebridge Motorsport	GTA	2:41.467	2:42.556	(24)	
25	50 D.Standing	46.216	50 D.Standing	1:14.074	50 D.Standing	41.613	25	50 Amigo Motorsport	GTA	2:41.903	2:43.131	(25)	
26	7 G.Downing	46.745	72 C.Murphy	1:14.399	55 A.Robey	41.688	26	55 Gemini Cars/		2:41.945	2:43.606	(26)	
27	55 A.Robey	46.845	7 G.Downing	1:29.667	7 G.Downing	45.447	27	7 National Motorsport Academy	GTO	3:01.859	3:07.266	(27)	



GT CUP / LMP3 SPA EURO RACE After RACE 1

Event maximum speed

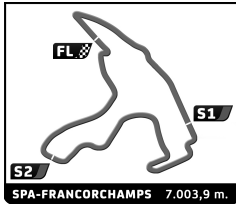
Team	Car	Class	Driver	Top Speed	Lap	Session
47 Jet Stream Racing	McLaren MP4/12 GT3	GTO	Graham Davidson	267.3	17	RACE 1
12 JMH Automotive	Aston Martin GT3	GTO	Nigel Hudson	266.7	13	RACE 1
333 MTECH/Wildwater	Lamborghini Huracan Super		Jake Rattenbury	262.1	6	QUALIFYING
179 Ecurie Ecosse/Nielsen Racing	Ligier JS P3	LMP3	Alasdair McCaig	261.5	19	RACE 1
5 CTR Developments Ltd	Porsche 935	GTO	Richard Chamberlain	261.5	8	QUALIFYING
58 Garage 59	McLaren GT 650S Sprint	GTC	Andy Brakewell	261.5	8	QUALIFYING
128 G-Cat Racing	Ligier JS P3	LMP3	Paul Bailey	260.2	10	QUALIFYING
126 Tockwith Motorsport	Ligier JS P3	LMP3	Richard Dean	259.0	10	QUALIFYING
24 G-Cat Racing	Ferrari 458 GT3	GTO	Gary Eastwood	257.1	6	QUALIFYING
103 United Autosports	Ligier JS P3	LMP3	Tony Wells	256.5	10	QUALIFYING
44 Top Cats Racing	Lamborghini Gallardo Super		Neil Huggins	255.9	20	RACE 1
102 United Autosports	Ligier JS P3	LMP3	CJ Wilson	255.3	12	QUALIFYING
196 Speedworks Motorsport	Ligier JS P3	LMP3	Scott Mansell	255.3	20	RACE 1
6 Black Mamba Racing	Porsche 991 GT3 Cup	GTC	Chris Papageorgiou	255.3	5	QUALIFYING
14 FF Corse	Ferrari 458 GTC	GTC	Graham Lucking	254.1	7	QUALIFYING
123 Nielsen Racing	Ligier JS P3	LMP3	Jason Rishover	251.2	6	RACE 1
16 FF Corse	Ferrari 458 GTC	GTC	Laurent de Meeus	251.2	3	QUALIFYING
59 Garage 59	McLaren GT 570S GT4	GTA	Stewart Proctor	245.5	5	QUALIFYING
72 Whitebridge Motorsport	Aston Martin GT4	GTA	Chris Murphy	245.5	6	RACE 1
2	BMW M3 E46 GTR	GTB	Tom Webb	244.3	11	QUALIFYING
7 National Motorsport Academy	Lotus Evora GTE	GTO	Gareth Downing	243.8	7	QUALIFYING
9 22 GT Racing	Aston Martin GT4	GTA	Dean Gibbs	241.1	5	QUALIFYING
62 TCS Motorsport	Ginetta G50	GTB	John Saunders	234.3	5	QUALIFYING
8 Spy Motorsport	Ginetta G55 GT4	GTA	Dominic Paul	231.8	2	QUALIFYING
54 Spy Motorsport	Ginetta G55 GT4	GTA	Brent Millage	230.8	6	RACE 1
10 Amigo Motorsport	Ginetta G55 GT4	GTA	Mick Mercer	229.3	21	RACE 1
77 Geoff Steel Racing	BMW M3 GTR	GTA	Jeff Wyatt	228.3	19	RACE 1
50 Amigo Motorsport	Ginetta G55 GT4	GTA	Darren Standing	223.6	6	RACE 1
55 Gemini Cars/			Andy Robey	222.2	16	RACE 1
51 TOP CATS RACING		GTB	Warren Gilbert	221.8	7	QUALIFYING
33 MAS Motorsport	Porsche 991 GT3 Cup	GTC	Mike Sellar	213.0	4	QUALIFYING



GT CUP / LMP3 SPA EURO RACE RACE 1

Leader Sequence

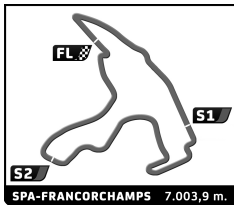
Nr	Team	Car	Start Lap	End Lap	Laps	Total Laps
333	MTECH/Wildwater	Lamborghini Huracan Super	1	9	9	9
44	Top Cats Racing	Lamborghini Gallardo Super	10	17	8	8
333	MTECH/Wildwater	Lamborghini Huracan Super	18	21	4	13
GTA						
8	Spy Motorsport	Ginetta G55 GT4	1	3	3	3
59	Garage 59	McLaren GT 570S GT4	4	5	2	2
8	Spy Motorsport	Ginetta G55 GT4	6	9	4	7
77	Geoff Steel Racing	BMW M3 GTR	10	10	1	1
54	Spy Motorsport	Ginetta G55 GT4	11	15	5	5
9	22 GT Racing	Aston Martin GT4	16	17	2	2
8	Spy Motorsport	Ginetta G55 GT4	18	21	4	11
GTB						
2		BMW M3 E46 GTR	1	21	21	21
GTC						
14	FF Corse	Ferrari 458 GTC	1	4	4	4
6	Black Mamba Racing	Porsche 991 GT3 Cup	5	11	7	7
14	FF Corse	Ferrari 458 GTC	12	16	5	9
6	Black Mamba Racing	Porsche 991 GT3 Cup	17	20	4	11
GTO						
5	CTR Developments Ltd	Porsche 935	1	6	6	6
12	JMH Automotive	Aston Martin GT3	7	8	2	2
24	G-Cat Racing	Ferrari 458 GT3	9	11	3	3
12	JMH Automotive	Aston Martin GT3	12	21	10	12
LMP3						
179	Ecurie Ecosse/Nielsen Racing	Ligier JS P3	1	9	9	9
128	G-Cat Racing	Ligier JS P3	10	10	1	1
126	Tockwith Motorsport	Ligier JS P3	11	15	5	5
103	United Autosports	Ligier JS P3	16	21	6	6



GT CUP / LMP3 SPA EURO RACE RACE 1

Fastest Lap Sequence

Practice Time	Team	Car	Class	Driver	Time	Kph	
7:11.483	179 Ecurie Ecosse/Nielsen Racing	Ligier JS P3	LMP3	Alasdair McCaig	4:14.802	99.0	2
7:13.040	103 United Autosports	Ligier JS P3	LMP3	Tony Wells	4:14.735	99.0	2
7:20.900	14 FF Corse	Ferrari 458 GTC	GTC	Graham Lucking	4:13.906	99.3	2
7:24.494	24 G-Cat Racing	Ferrari 458 GT3	GTO	Gary Eastwood	4:12.881	99.7	2
7:27.160	7 National Motorsport Academy	Lotus Evora GTE	GTO	Gareth Downing	4:09.978	100.9	2
7:28.722	54 Spy Motorsport	Ginetta G55 GT4	GTA	Brent Millage	4:09.834	100.9	2
7:36.579	72 Whitebridge Motorsport	Aston Martin GT4	GTA	Chris Murphy	4:03.490	103.6	2
7:37.787	50 Amigo Motorsport	Ginetta G55 GT4	GTA	Darren Standing	4:02.818	103.8	2
10:58.252	179 Ecurie Ecosse/Nielsen Racing	Ligier JS P3	LMP3	Alasdair McCaig	3:46.769	111.2	3
10:59.067	103 United Autosports	Ligier JS P3	LMP3	Tony Wells	3:46.027	111.6	3
10:59.705	126 Tockwith Motorsport	Ligier JS P3	LMP3	Richard Dean	3:45.776	111.7	3
11:00.641	128 G-Cat Racing	Ligier JS P3	LMP3	Paul Bailey	3:45.597	111.8	3
11:01.239	123 Nielsen Racing	Ligier JS P3	LMP3	Jason Rishover	3:45.328	111.9	3
11:01.710	5 CTR Developments Ltd	Porsche 935	GTO	Richard Chamberlain	3:44.653	112.2	3
11:03.111	196 Speedworks Motorsport	Ligier JS P3	LMP3	Scott Mansell	3:44.012	112.6	3
11:04.798	14 FF Corse	Ferrari 458 GTC	GTC	Graham Lucking	3:43.898	112.6	3
11:04.903	333 MTECH/Wildwater	Lamborghini Huracan Super		Jake Rattenbury	3:42.488	113.3	3
11:06.501	24 G-Cat Racing	Ferrari 458 GT3	GTO	Gary Eastwood	3:42.007	113.6	3
13:21.261	179 Ecurie Ecosse/Nielsen Racing	Ligier JS P3	LMP3	Alasdair McCaig	2:23.009	176.3	4
15:43.161	179 Ecurie Ecosse/Nielsen Racing	Ligier JS P3	LMP3	Alasdair McCaig	2:21.900	177.7	5
18:04.175	179 Ecurie Ecosse/Nielsen Racing	Ligier JS P3	LMP3	Alasdair McCaig	2:21.014	178.8	6
18:06.655	103 United Autosports	Ligier JS P3	LMP3	Tony Wells	2:20.858	179.0	6
40:28.090	179 Ecurie Ecosse/Nielsen Racing	Ligier JS P3	LMP3	Alasdair McCaig	2:20.339	179.7	13
51:31.030	103 United Autosports	Ligier JS P3	LMP3	Tony Wells	2:18.656	181.8	17
53:49.248	103 United Autosports	Ligier JS P3	LMP3	Tony Wells	2:18.218	182.4	18

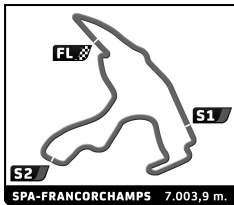


GT CUP / LMP3 SPA EURO RACE RACE 1

Analysis by lap

Lapped

Nr	Lap Time	Gap	Nr	Lap Time	Gap	Nr	Lap Time	Gap	Nr	Lap Time	Gap	Nr	Lap Time	Gap
Lap 1			50	4:02.818	26.304	72	2:46.874	46.034	72	2:42.867	1:33.829	72	3:07.337	1:07.001
179	2:56.681		Lap 3			50	2:46.854	46.830	50	2:43.131	1:34.750	55	3:06.775	1:08.399
103	2:58.305	1.624	179	3:46.769		Lap 5			55	2:53.768	1:38.786	Lap 9		
126	2:59.185	2.504	103	3:46.027	0.815	179	2:21.900		7	3:07.266	1 Lap	6	4:10.823	
128	3:00.001	3.320	126	3:45.776	1.453	103	2:22.563	2.636	Lap 7			179	4:20.678	0.495
123	3:00.752	4.071	128	3:45.597	2.389	126	2:23.487	5.088	179	2:23.794		103	4:20.024	1.337
5	3:02.080	5.399	123	3:45.328	2.987	128	2:23.488	5.604	103	2:25.151	3.837	196	4:19.808	3.098
102	3:02.829	6.148	5	3:44.653	3.458	196	2:22.607	7.346	128	2:26.296	8.722	24	4:11.354	7.598
196	3:03.675	6.994	102	3:45.065	4.710	123	2:24.506	10.030	196	2:23.465	9.902	102	4:22.481	7.672
12	3:04.193	7.512	196	3:44.012	4.859	5	2:29.236	16.636	126	2:28.624	14.451	333	4:20.227	7.979
14	3:06.994	10.313	12	3:44.463	5.876	12	2:29.842	19.953	123	2:38.846	27.425	8	4:10.016	9.475
333	3:08.196	11.515	14	3:43.898	6.546	102	2:29.411	20.284	102	2:28.132	29.859	128	4:24.091	9.887
6	3:08.577	11.896	333	3:42.488	6.651	333	2:29.751	24.590	12	2:35.694	43.075	14	4:10.231	10.438
2	3:09.314	12.633	6	3:42.695	7.248	24	2:34.244	32.010	333	2:34.445	44.255	59	4:10.378	10.890
24	3:11.613	14.932	2	3:42.753	8.007	6	2:34.188	32.560	47	2:32.410	50.884	126	4:21.673	11.328
51	3:13.117	16.436	24	3:42.007	8.249	47	2:28.169	32.695	24	2:37.857	57.576	50	3:36.471	14.507
7	3:17.182	20.501	51	3:42.327	10.326	14	2:36.260	33.602	6	2:37.210	58.367	12	4:21.500	14.740
8	3:17.897	21.216	7	3:45.441	14.349	2	2:35.513	34.345	2	2:42.261	1:04.956	77	4:02.682	30.795
54	3:18.888	22.207	8	3:44.891	14.626	44	2:38.869	50.624	14	2:42.073	1:07.379	2	4:37.527	34.790
59	3:19.648	22.967	54	3:45.228	15.698	59	2:41.019	52.263	44	2:50.048	1:31.616	54	4:16.046	37.239
44	3:20.707	24.026	59	3:44.680	15.959	8	2:40.281	52.793	8	2:47.597	1:32.185	47	4:43.415	37.699
10	3:21.606	24.925	44	3:43.716	16.711	54	2:41.046	54.266	59	2:48.006	1:32.778	9	4:15.271	41.670
47	3:22.820	26.139	47	3:42.548	17.244	10	2:43.166	57.889	54	2:47.288	1:33.712	72	4:12.925	59.743
77	3:23.802	27.121	10	3:43.686	17.400	77	2:43.781	59.595	10	2:48.641	1:43.477	44	4:54.058	1:02.120
55	3:24.595	27.914	77	3:43.046	18.968	9	2:41.259	1:00.035	9	2:48.516	1:43.929	10	4:37.559	1:02.600
9	3:25.225	28.544	55	3:43.501	20.113	51	2:50.789	1:01.501	77	2:47.488	1:45.320	55	4:18.400	1:06.616
72	3:33.089	36.408	9	3:43.275	20.517	55	2:45.379	1:06.032	51	2:48.333	1:50.112	123	5:25.991	1:10.364
50	3:34.969	38.288	72	3:43.842	22.169	72	2:47.842	1:11.976	72	2:59.009	2:09.044	51	5:43.621	2:16.179
Lap 2			50	3:43.450	22.985	50	2:47.703	1:12.633	50	2:59.171	2:10.127	Lap 10		
179	4:14.802		Lap 4			7	5:46.770	1 Lap	55	2:56.012	2:11.004	6	3:50.021	
103	4:14.735	1.557	179	2:23.009		Lap 6			Lap 8			24	3:42.996	0.573
126	4:14.744	2.446	103	2:24.167	1.973	179	2:21.014		179	4:09.380		128	3:42.064	1.930
128	4:15.043	3.561	126	2:25.057	3.501	103	2:20.858	2.480	103	4:07.039	1.496	14	3:41.838	2.255
123	4:15.159	4.428	128	2:24.636	4.016	128	2:21.630	6.220	196	4:02.951	3.473	126	3:41.369	2.676
5	4:14.977	5.574	196	2:24.789	6.639	126	2:25.547	9.621	123	3:46.511	4.556	12	3:38.682	3.401
102	4:15.068	6.414	123	2:27.446	7.424	196	2:23.899	10.231	102	3:44.895	5.374	77	3:24.897	5.671
196	4:15.424	7.616	5	2:28.851	9.300	123	2:23.357	12.373	128	4:06.637	5.979	2	3:21.160	5.929
12	4:15.472	8.182	12	2:29.144	12.011	5	2:29.587	25.209	333	3:33.060	7.935	54	3:19.821	7.039
14	4:13.906	9.417	102	2:31.072	12.773	102	2:26.251	25.521	6	3:20.373	9.360	47	3:19.362	7.040
333	4:14.219	10.932	333	2:33.097	16.739	12	2:32.236	31.175	126	4:04.767	9.838	9	3:16.735	8.384
6	4:14.228	11.322	14	2:35.705	19.242	333	2:30.028	33.604	12	3:39.728	13.423	72	3:00.824	10.546
2	4:14.192	12.023	24	2:34.426	19.666	47	2:30.587	42.268	47	3:32.963	14.467	44	2:59.322	11.421
24	4:12.881	13.011	6	2:36.033	20.272	24	2:32.517	43.513	24	3:28.231	16.427	10	2:59.651	12.230
51	4:13.134	14.768	2	2:35.734	20.732	6	2:33.405	44.951	2	3:21.870	17.446	179	4:03.127	13.601
7	4:09.978	15.677	47	2:32.191	26.426	2	2:33.158	46.489	8	2:56.837	19.642	55	2:57.095	13.690
8	4:10.090	16.504	51	2:45.295	32.612	14	2:36.512	49.100	14	3:22.391	20.390	103	4:02.484	13.800
54	4:09.834	17.239	59	2:40.194	33.144	44	2:35.752	1:05.362	59	2:57.297	20.695	123	2:53.894	14.237
59	4:09.883	18.048	44	2:39.953	33.655	8	2:36.603	1:08.382	44	3:06.009	28.245	196	4:02.291	15.368
44	4:10.540	19.764	8	2:42.795	34.412	59	2:37.317	1:08.566	54	3:17.044	41.376	102	3:58.495	16.146
10	4:10.360	20.483	54	2:42.431	35.120	54	2:36.966	1:10.218	10	3:11.127	45.224	59	4:16.392	37.261
47	4:10.128	21.465	10	2:42.232	36.623	10	2:41.755	1:18.630	9	3:12.033	46.582	50	4:34.945	59.431
77	4:10.372	22.691	77	2:41.755	37.714	9	2:40.186	1:19.207	77	3:12.356	48.296	333	4:41.770	59.728
55	4:10.269	23.381	9	2:43.168	40.676	77	2:43.045	1:21.626	51	3:12.009	52.741	8	4:41.108	1:00.562
9	4:10.269	24.011	55	2:45.449	42.553	51	2:45.086	1:25.573	50	2:57.472	58.219	51	3:24.165	1:50.323
72	4:03.490	25.096												




GT CUP / LMP3 SPA EURO RACE RACE 1

Analysis by lap

Lapped

Nr	Lap Time	Gap	Nr	Lap Time	Gap	Nr	Lap Time	Gap	Nr	Lap Time	Gap	Nr	Lap Time	Gap
Lap 11			103	2:23.040	5.011	179	3:40.558	4.512	9	2:41.440	49.923	Lap 20		
126	2:26.583		47	2:26.431	5.504	102	3:40.567	5.047	8	2:38.593	49.988	103 2:21.115		
24	2:32.511	3.825	196	2:25.885	13.619	24	3:40.948	6.257	54	2:40.597	50.472	51	2:44.491	1 Lap
12	2:29.923	4.065	128	2:28.970	14.978	44	3:22.285	7.130	77	2:40.670	51.552	72	2:44.230	1 Lap
128	2:32.124	4.795	14	2:31.422	18.304	2	3:22.494	7.932	59	2:42.173	57.487	50	2:43.513	3 Laps
47	2:27.518	5.299	179	2:20.339	19.360	54	3:22.896	9.458	55	2:44.063	58.745	126	2:22.253	18.282
6	2:35.325	6.066	102	2:32.687	22.661	9	3:21.945	9.616	10	2:51.795	1:01.092	179	2:19.139	26.096
14	2:33.323	6.319	24	2:34.265	22.938	77	3:17.485	10.644	50	2:45.927	2 Laps	12	2:27.163	38.058
103	2:27.547	12.088	44	2:35.971	38.511	10	3:17.499	10.919	72	2:43.159	1:43.260	47	2:27.334	38.571
196	2:28.377	14.486	2	2:37.134	39.427	55	2:54.539	11.574	51	2:36.547	1:44.617	196	2:27.319	39.604
102	2:29.658	16.545	54	2:38.689	45.819	333	2:54.337	11.825	Lap 18					
2	2:39.978	16.648	9	2:39.425	47.815	59	2:49.363	13.723	103	2:18.218				
54	2:41.502	19.282	77	2:41.516	51.858	8	2:47.814	14.067	6	3:00.357	1 Lap			
44	2:37.651	19.813	10	2:41.704	52.127	72	2:43.737	58.321	126	2:22.789	12.458			
77	2:43.440	19.852	55	2:45.557	1:13.075	51	2:38.736	1:13.509	12	2:26.240	22.276			
9	2:41.321	20.446	333	2:29.896	1:15.008	6	2:42.861	1:18.825	179	2:22.407	22.841			
10	2:40.355	23.326	59	2:44.645	1:22.456	Lap 16			47	2:26.699	23.293			
179	2:41.816	26.158	8	2:37.159	1:30.872	103	2:20.752		102	2:26.177	23.734			
55	2:48.159	32.590	72	2:48.369	2:10.571	126	2:25.105	2.985	196	2:27.439	24.650			
59	2:40.753	48.755	50	3:09.176	2:30.559	12	2:28.981	7.177	128	2:31.367	39.977			
333	2:37.520	1:07.989	51	2:47.002	2:31.252	47	2:27.391	7.673	24	2:32.664	46.316			
8	2:39.437	1:10.740	6	4:38.976	2:32.976	196	2:27.835	8.430	333	2:33.212	54.904			
50	2:53.097	1:23.269	Lap 14			102	2:25.960	8.887	44	2:35.908	56.129			
72	3:42.927	1:24.214	126	2:58.271		128	2:31.668	13.612	2	2:36.022	56.715			
51	2:38.415	1:59.479	12	2:56.066	0.660	179	2:34.238	16.630	8	2:35.232	1:07.002			
Lap 12			103	2:54.472	1.212	24	2:33.662	17.799	54	2:36.795	1:09.049			
126	2:27.505		47	2:54.934	2.167	44	2:36.042	21.052	77	2:38.699	1:12.033			
12	2:25.839	2.399	196	2:47.874	3.222	2	2:35.890	21.702	59	2:41.267	1:20.536			
47	2:25.692	3.486	128	2:48.253	4.960	333	2:37.410	27.115	10	2:41.158	1:24.032			
103	2:21.801	6.384	14	2:46.517	6.550	9	2:39.643	27.139	55	2:44.173	1:24.700			
128	2:33.131	10.421	179	2:46.118	7.207	10	2:39.154	27.953	51	2:36.790	2:03.189			
14	2:32.481	11.295	102	2:43.343	7.733	54	2:41.193	28.531	72	2:43.967	2:09.009			
196	2:25.166	12.147	24	2:43.895	8.562	77	2:41.014	29.538	50	2:45.660	2 Laps			
24	2:36.766	13.086	44	2:47.858	28.098	8	2:38.104	30.051	Lap 19					
102	2:25.347	14.387	2	2:47.535	28.691	55	2:43.884	33.338	103	2:18.552				
6	2:39.852	18.413	54	2:42.267	29.815	59	2:42.367	33.970	126	2:23.238	17.144			
179	2:24.781	23.434	9	2:41.380	30.924	14	3:18.199	1:00.450	179	2:23.783	28.072			
2	2:37.563	26.706	77	2:42.825	36.412	50	7:48.123	2 Laps	12	2:28.286	32.010			
44	2:34.645	26.953	10	2:42.817	36.673	72	2:42.556	1:18.757	47	2:27.611	32.352			
54	2:39.766	31.543	55	2:45.484	1:00.288	51	2:35.337	1:26.726	102	2:27.483	32.665			
9	2:39.862	32.803	333	2:44.004	1:00.741	6	2:44.838	1:41.543	196	2:27.302	33.400			
77	2:42.408	34.755	59	2:43.428	1:07.613	Lap 17			6	3:04.320	1 Lap			
10	2:39.015	34.836	8	2:36.905	1:09.506	103	2:18.656		128	2:32.503	53.928			
55	2:46.846	51.931	72	2:45.537	1:57.837	126	2:23.558	7.887	24	2:32.892	1:00.656			
59	2:40.974	1:02.224	51	2:45.045	2:18.026	12	2:25.733	14.254	333	2:33.170	1:09.522			
333	2:29.041	1:09.525	6	2:44.512	2:19.217	47	2:25.795	14.812	44	2:34.847	1:12.424			
8	2:34.891	1:18.126	Lap 15			196	2:25.655	15.429	2	2:34.620	1:12.783			
50	2:50.032	1:45.796	126	3:43.253		102	2:25.544	15.775	8	2:33.928	1:22.378			
72	2:49.906	1:46.615	12	3:42.909	0.316	179	2:20.678	18.652	54	2:35.884	1:26.381			
51	2:36.689	2:08.663	103	3:43.409	1.368	128	2:31.872	26.828	77	2:38.148	1:31.629			
Lap 13			47	3:43.488	2.402	24	2:32.727	31.870	59	2:40.487	1:42.471			
126	2:24.413		196	3:42.746	2.715	44	2:36.043	38.439	10	2:38.601	1:44.081			
12	2:24.879	2.865	128	3:42.357	4.064	2	2:35.865	38.911	55	2:43.606	1:49.754			
			14	3:41.074	4.371	333	2:31.451	39.910						



GT CUP / LMP3 SPA EURO RACE RACE 1

Sector Analysis

■ Personal Best
 ■ Session Best
 ■ Crossing the finish line in pit lane


Lap	D	Time	Sector 1	Sector 2	Sector 3	T. Spd	Elapsed	Lap	D	Time	Sector 1	Sector 2	Sector 3	T. Spd	Elapsed
2	1	4:10.360	1:24.036	1:41.306	1:05.018	142.5	7:31.966	11	1	2:33.323	44.033	1:10.236	39.054	248.8	35:23.131
3	1	3:43.686	1:09.934	1:38.134	55.618	117.0	11:15.652	12	1	2:32.481	43.011	1:10.342	39.128	254.1	37:55.612
4	1	2:42.232	47.333	1:13.798	41.101	223.1	13:57.884	13	1	2:31.422	42.466	1:10.355	38.601	250.6	40:27.034
5	1	2:43.166	45.859	1:14.905	42.402	204.2	16:41.050	14	1	2:46.517	42.635	1:09.323	54.559	248.8	43:13.551
6	1	2:41.755	46.387	1:14.078	41.290	215.6	19:22.805	15	1	3:41.074	1:08.451	1:34.813	57.810	125.7	46:54.625
7	1	2:48.641	47.353	1:17.209	44.079	209.3	22:11.446	16	1	3:18.199 B	1:04.512	1:21.085	52.602	146.7	50:12.824
8	1	3:11.127 B	50.291	1:20.644	1:00.192	198.5	25:22.573								
9	1	4:37.559	2:37.700	1:16.938	42.921	213.9	30:00.132								
10	1	2:59.651	47.204	1:17.724	54.723	222.2	32:59.783								
11	1	2:40.355	46.805	1:12.841	40.709	208.9	35:40.138								
12	1	2:39.015	45.585	1:12.321	41.109	226.4	38:19.153								
13	1	2:41.704	46.627	1:12.959	42.118	224.1	41:00.857								
14	1	2:42.817	46.904	1:14.008	41.905	220.9	43:43.674								
15	1	3:17.499	48.580	1:33.114	55.805	149.2	47:01.173								
16	1	2:39.154	45.674	1:11.973	41.507	225.0	49:40.327								
17	1	2:51.795	44.907	1:12.415	54.473	225.9	52:32.122								
18	1	2:41.158	45.775	1:12.418	42.965	224.5	55:13.280								
19	1	2:38.601	45.721	1:12.264	40.616	225.0	57:51.881								
20	1	2:37.999	45.495	1:11.768	40.736	225.9	1:00:29.880								
21	1	2:37.846	45.216	1:12.509	40.121	229.3	1:03:07.726								

12		JMH Automotive		Aston Martin GT3			
		1. Nigel Hudson		GTO			
		2. Adam Wilcox					
1	1	3:04.193	45.497	1:27.421	51.275	227.4	3:04.193
2	1	4:15.472	1:24.745	1:46.671	1:04.056	130.8	7:19.665
3	1	3:44.463	1:10.601	1:38.352	55.510	121.5	11:04.128
4	1	2:29.144	42.136	1:09.547	37.461	260.9	13:33.272
5	1	2:29.842	42.022	1:09.427	38.393	259.6	16:03.114
6	1	2:32.236	41.550	1:11.840	38.846	264.7	18:35.350
7	1	2:35.694	42.020	1:12.715	40.959	259.0	21:11.044
8	1	3:39.728 B	45.936	1:38.311	1:15.481	244.3	24:50.772
9	1	4:21.500	2:27.934	1:12.883	40.683	240.5	29:12.272
10	1	3:38.682	1:07.854	1:36.264	54.564	167.4	32:50.954
11	1	2:29.923	42.024	1:09.948	37.951	247.1	35:20.877
12	1	2:25.839	41.479	1:07.444	36.916	262.1	37:46.716
13	1	2:24.879	40.562	1:07.460	36.857	266.7	40:11.595
14	1	2:56.066	45.377	1:11.195	59.494	223.1	43:07.661
15	1	3:42.909	1:07.712	1:37.997	57.200	179.4	46:50.570
16	1	2:28.981	42.317	1:08.460	38.204	237.4	49:19.551
17	1	2:25.733	40.885	1:07.696	37.152	264.1	51:45.284
18	1	2:26.240	40.734	1:08.405	37.101	260.2	54:11.524
19	1	2:28.286	41.395	1:09.423	37.468	264.1	56:39.810
20	1	2:27.163	40.754	1:09.102	37.307	259.0	59:06.973
21	1	2:26.399	40.675	1:08.512	37.212	263.4	1:01:33.372

14		FF Corse		Ferrari 458 GTC			
		1. Graham Lucking		GTC			
		2. Leyton Clarke					
1	1	3:06.994	46.721	1:28.401	51.872	246.6	3:06.994
2	1	4:13.906	1:23.541	1:45.695	1:04.670	157.0	7:20.900
3	1	3:43.898	1:10.316	1:38.019	55.563	124.9	11:04.798
4	1	2:35.705	45.417	1:11.079	39.209	244.9	13:40.503
5	1	2:36.260	45.429	1:10.992	39.839	239.5	16:16.763
6	1	2:36.512	44.490	1:12.190	39.832	237.9	18:53.275
7	1	2:42.073	44.422	1:15.274	42.377	241.6	21:35.348
8	1	3:22.391 B	51.350	1:17.056	1:13.985	231.8	24:57.739
9	1	4:10.231	2:08.389	1:10.983	50.859	245.5	29:07.970
10	1	3:41.838	1:08.445	1:38.037	55.356	158.6	32:49.808

24		G-Cat Racing		Ferrari 458 GT3			
		1. Gary Eastwood		GTO			
1	1	3:11.613	48.081	1:30.393	53.139	215.6	3:11.613
2	1	4:12.881	1:23.762	1:43.697	1:05.422	139.5	7:24.494
3	1	3:42.007	1:10.479	1:37.053	54.475	100.8	11:06.501
4	1	2:34.426	43.636	1:11.959	38.831	244.9	13:40.927
5	1	2:34.244	43.138	1:11.253	39.853	248.8	16:15.171
6	1	2:32.517	42.578	1:10.624	39.315	250.6	18:47.688
7	1	2:37.857	43.280	1:13.680	40.897	247.7	21:25.545
8	1	3:28.231 B	45.209	1:27.764	1:15.258	247.1	24:53.776
9	1	4:11.354	2:05.350	1:15.094	50.910	247.7	29:05.130
10	1	3:42.996	1:07.303	1:40.860	54.833	111.1	32:48.126
11	1	2:32.511	42.783	1:10.479	39.249	255.3	35:20.637
12	1	2:36.766	43.665	1:11.786	41.315	244.9	37:57.403
13	1	2:34.265	42.750	1:11.126	40.389	251.2	40:31.668
14	1	2:43.895	45.109	1:11.986	46.800	246.6	43:15.563
15	1	3:40.948	1:08.862	1:35.423	56.663	118.3	46:56.511
16	1	2:33.662	42.809	1:10.663	40.190	253.5	49:30.173
17	1	2:32.727	42.939	1:10.695	39.093	252.9	52:02.900
18	1	2:32.664	42.645	1:10.832	39.187	252.9	54:35.564
19	1	2:32.892	42.860	1:11.249	38.783	249.4	57:08.456
20	1	2:34.912	42.692	1:12.918	39.302	252.9	59:43.368
21	1	2:34.355	43.015	1:12.037	39.303	248.3	1:02:17.723

44		Top Cats Racing		Lamborghini Gallardo Super			
		1. Neil Huggins					
1	1	3:20.707	56.599	1:29.554	54.554	162.9	3:20.707
2	1	4:10.540	1:23.890	1:41.436	1:05.214	130.6	7:31.247
3	1	3:43.716	1:09.956	1:38.167	55.593	115.6	11:14.963
4	1	2:39.953	45.498	1:12.924	41.531	243.8	13:54.916
5	1	2:38.869	44.446	1:14.393	40.030	210.9	16:33.785
6	1	2:35.752	43.730	1:11.896	40.126	249.4	19:09.537
7	1	2:50.048	44.266	1:18.867	46.915	246.0	21:59.585
8	1	3:06.009 B	51.296	1:21.398	53.315	205.3	25:05.594
9	1	4:54.058	2:50.665	1:19.903	43.490	211.8	29:59.652
10	1	2:59.322	46.267	1:18.840	54.215	225.9	32:58.974
11	1	2:37.651	43.788	1:13.036	40.827	253.5	35:36.625
12	1	2:34.645	43.744	1:11.608	39.293	246.6	38:11.270
13	1	2:35.971	44.117	1:11.554	40.300	254.1	40:47.241
14	1	2:47.858	46.815	1:17.179	43.864	208.5	43:35.099
15	1	3:22.285	52.464	1:34.196	55.625	155.6	46:57.384
16	1	2:36.042	43.658	1:11.652	40.732	253.5	49:33.426
17	1	2:36.043	43.900	1:12.294	39.849	251.7	52:09.469
18	1	2:35.908	44.032	1:12.325	39.551	250.6	54:45.377
19	1	2:34.847	43.281	1:11.436	40.130	253.5	57:20.224
20	1	2:35.389	43.156	1:11.893	40.340	255.9	59:55.613
21	1	2:34.386	43.440	1:11.109	39.837	252.3	1:02:29.999




GT CUP / LMP3 SPA EURO RACE RACE 1

Sector Analysis

■ Personal Best
 ■ Session Best
 ■ Crossing the finish line in pit lane

Lap	D	Time	Sector 1	Sector 2	Sector 3	T. Spd	Elapsed	Lap	D	Time	Sector 1	Sector 2	Sector 3	T. Spd	Elapsed
47	Jet Stream Racing 1. Graham Davidson McLaren MP4/12 GT3 GTO							10	1	3:24.165	1:25.171	1:17.339	41.655	186.5	34:37.876
	1	3:22.820	58.560	1:29.328	54.932	157.2	3:22.820	11	1	2:38.415	44.603	1:14.110	39.702	208.9	37:16.291
	2	4:10.128	1:23.476	1:41.560	1:05.092	141.2	7:32.948	12	1	2:36.689	43.790	1:13.226	39.673	206.9	39:52.980
	3	3:42.548	1:09.875	1:37.850	54.823	117.8	11:15.496	13	1	2:47.002	43.924	1:18.747	44.331	201.9	42:39.982
	4	2:32.191	44.969	1:09.458	37.764	253.5	13:47.687	14	1	2:45.045	46.800	1:15.769	42.476	197.4	45:25.027
	5	2:28.169	40.635	1:09.003	38.531	256.5	16:15.856	15	1	2:38.736	45.337	1:13.491	39.908	193.9	48:03.763
	6	2:30.587	42.705	1:10.116	37.766	262.1	18:46.443	16	1	2:35.337	43.302	1:12.158	39.877	214.7	50:39.100
	7	2:32.410	41.379	1:10.891	40.140	251.7	21:18.853	17	1	2:36.547	43.342	1:12.952	40.253	208.9	53:15.647
	8	3:32.963 B	44.676	1:34.045	1:14.242	244.3	24:51.816	18	1	2:36.790	43.736	1:13.278	39.776	216.0	55:52.437
	9	4:43.415	2:45.204	1:16.800	41.411	213.9	29:35.231	19	1	2:44.491	44.060	1:16.559	43.872	210.9	58:36.928
	10	3:19.362	49.927	1:34.206	55.229	167.2	32:54.593	20	1	2:46.270	47.181	1:15.608	43.481	198.9	1:01:23.198
	11	2:27.518	41.152	1:08.207	38.159	262.1	35:22.111								
	12	2:25.692	41.861	1:07.211	36.620	263.4	37:47.803								
	13	2:26.431	40.855	1:08.631	36.945	263.4	40:14.234								
	14	2:54.934	44.285	1:11.376	59.273	201.5	43:09.168								
	15	3:43.488	1:09.064	1:36.366	58.058	150.8	46:52.656								
	16	2:27.391	40.646	1:08.523	38.222	252.9	49:20.047								
	17	2:25.795	40.484	1:08.160	37.151	267.3	51:45.842								
	18	2:26.699	40.386	1:08.760	37.553	255.3	54:12.541								
	19	2:27.611	40.760	1:09.299	37.552	248.3	56:40.152								
	20	2:27.334	40.552	1:09.251	37.531	262.1	59:07.486								
	21	2:26.201	40.376	1:08.723	37.102	250.6	1:01:33.687								
50	Amigo Motorsport 1. Darren Standing 2. Ian Goodchild Ginetta G55 GT4 GTA							10	1	3:19.821	49.572	1:34.594	55.655	160.7	32:54.592
	1	3:34.969	1:09.838	1:27.841	57.290	170.6	3:34.969	11	1	2:41.502	45.297	1:14.566	41.639	216.0	35:36.094
	2	4:02.818	1:20.422	1:37.113	1:05.283	142.1	7:37.787	12	1	2:39.766	45.501	1:13.571	40.694	227.8	38:15.860
	3	3:43.450	1:11.473	1:36.613	55.364	122.6	11:21.237	13	1	2:38.689	45.305	1:11.564	41.820	225.5	40:54.549
	4	2:46.854	48.056	1:15.841	42.957	215.6	14:08.091	14	1	2:42.267	46.922	1:13.687	41.658	208.9	43:36.816
	5	2:47.703	46.433	1:17.434	43.836	221.8	16:55.794	15	1	3:22.896	52.009	1:34.355	56.532	132.7	46:59.712
	6	2:43.131	46.216	1:14.205	42.710	223.6	19:38.925	16	1	2:41.193	47.161	1:12.728	41.304	224.5	49:40.905
	7	2:59.171	52.816	1:21.397	44.958	199.6	22:38.096	17	1	2:40.597	44.436	1:12.750	43.411	228.3	52:21.502
	8	2:57.472	53.872	1:19.945	43.655	213.0	25:35.568	18	1	2:36.795	44.976	1:11.953	39.866	225.0	54:58.297
	9	3:36.471 B	51.794	1:34.474	1:10.203	216.9	29:12.039	19	1	2:35.884	44.655	1:11.145	40.084	228.8	57:34.181
	10	4:34.945	2:26.731	1:23.208	45.006	164.9	33:46.984	20	1	2:36.149	44.603	1:11.433	40.113	229.3	1:00:10.330
	11	2:53.097	49.399	1:19.593	44.105	189.1	36:40.081	21	1	2:39.943	44.807	1:12.382	42.754	229.8	1:02:50.273
	12	2:50.032	49.047	1:17.895	43.090	212.2	39:30.113								
	13	3:09.176 B	50.495	1:19.146	59.535	213.4	42:39.289								
	14	7:48.123	5:49.430	1:17.080	41.613	194.9	50:27.412								
	15	2:45.927	48.350	1:15.542	42.035	212.6	53:13.339								
	16	2:45.660	49.377	1:14.074	42.209	222.2	55:58.999								
	17	2:43.513	46.842	1:14.409	42.262	223.6	58:42.512								
	18	2:43.535	47.135	1:14.500	41.900	221.3	1:01:26.047								
51	TOP CATS RACING 1. Warren Gilbert 2. Joachim Bölting GTB							10	1	3:24.595	1:01.408	1:28.436	54.751	165.9	3:24.595
	1	3:13.117	52.572	1:26.941	53.604	196.4	3:13.117	11	1	4:10.269	1:25.270	1:39.707	1:05.292	121.5	7:34.864
	2	4:13.134	1:23.917	1:43.337	1:05.880	136.2	7:26.251	12	1	3:43.501	1:09.906	1:37.894	55.701	109.3	11:18.365
	3	3:42.327	1:09.678	1:37.656	54.993	108.1	11:08.578	13	1	2:45.449	48.220	1:14.374	42.855	220.4	14:03.814
	4	2:45.295	45.777	1:16.897	42.621	212.6	13:53.873	14	1	2:45.379	47.562	1:15.393	42.424	217.3	16:49.193
	5	2:50.789	45.296	1:19.334	46.159	213.0	16:44.662	15	1	2:53.768	47.115	1:14.864	51.789	217.7	19:42.961
	6	2:45.086	46.176	1:16.814	42.096	204.9	19:29.748	16	1	2:56.012	51.831	1:19.147	45.034	187.8	22:38.973
	7	2:48.333	48.802	1:17.019	42.512	203.0	22:18.081	17	1	3:06.775 B	54.667	1:20.667	51.441	214.3	25:45.748
	8	3:12.009 B	47.909	1:20.306	1:03.794	218.6	25:30.090	18	1	4:18.400	2:15.968	1:19.120	43.312	210.9	30:04.148
	9	5:43.621 B	3:09.115	1:30.137	1:04.369	147.1	31:13.711	19	1	2:57.095	48.199	1:16.079	52.817	219.5	33:01.243
	10							20	1	2:48.159	50.074	1:15.733	42.352	210.1	35:49.402
	11							21	1	2:46.846	49.194	1:15.344	42.308	212.6	38:36.248
	12							22	1	2:45.557	48.107	1:14.886	42.564	214.7	41:21.805
	13							23	1	2:45.484	48.388	1:14.898	42.198	216.9	44:07.289
	14							24	1	2:54.539	48.099	1:14.197	52.243	215.6	47:01.828
	15							25	1	2:43.884	47.508	1:14.688	41.688	222.2	49:45.712
	16							26	1	2:44.063	47.282	1:15.008	41.773	202.2	52:29.775
	17							27	1	2:44.173	46.981	1:13.412	43.780	220.0	55:13.948
	18							28	1	2:43.606	46.858	1:14.616	42.132	220.9	57:57.554
	19							29	1						



GT CUP / LMP3 SPA EURO RACE RACE 1

Sector Analysis

Personal Best Session Best B Crossing the finish line in pit lane

Lap	D	Time	Sector 1	Sector 2	Sector 3	T. Spd	Elapsed	Lap	D	Time	Sector 1	Sector 2	Sector 3	T. Spd	Elapsed
20	1	2:44.693	46.928	1:15.519	42.246	220.9	1:00:42.247	5	1	2:43.781	45.972	1:14.113	43.696	207.3	16:42.756
21	1	2:46.138	46.845	1:16.305	42.988	218.2	1:03:28.385	6	1	2:43.045	46.885	1:13.985	42.175	216.0	19:25.801

59		Garage 59		McLaren GT 570S		GTA	
		1.Stewart Proctor					
		2.Lewis Proctor					
1	1	3:19.648	55.950	1:29.349	54.349	171.2	3:19.648
2	1	4:09.883	1:21.789	1:43.110	1:04.984	132.7	7:29.531
3	1	3:44.680	1:09.785	1:38.730	56.165	96.0	11:14.211
4	1	2:40.194	47.562	1:12.049	40.583	243.8	13:54.405
5	1	2:41.019	45.862	1:15.252	39.905	237.9	16:35.424
6	1	2:37.317	44.285	1:11.814	41.218	244.3	19:12.741
7	1	2:48.006	45.460	1:16.083	46.463	227.4	22:00.747
8	1	2:57.297	52.294	1:21.233	43.770	213.0	24:58.044
9	1	4:10.378	B 1:12.440	1:49.953	1:07.985	109.0	29:08.422
10	1	4:16.392	2:16.286	1:19.013	41.093	230.3	33:24.814
11	1	2:40.753	46.876	1:13.639	40.238	230.3	36:05.567
12	1	2:40.974	46.114	1:14.160	40.700	235.3	38:46.541
13	1	2:44.645	46.206	1:15.312	43.127	238.9	41:31.186
14	1	2:43.428	47.027	1:15.452	40.949	234.8	44:14.614
15	1	2:49.363	46.190	1:14.391	48.782	238.4	47:03.977
16	1	2:42.367	45.918	1:15.384	41.065	237.4	49:46.344
17	1	2:42.173	46.124	1:14.705	41.344	242.7	52:28.517
18	1	2:41.267	45.926	1:14.438	40.903	241.1	55:09.784
19	1	2:40.487	45.156	1:14.532	40.799	243.2	57:50.271
20	1	2:39.285	44.946	1:13.705	40.634	244.3	1:00:29.556
21	1	2:41.759	45.038	1:16.178	40.543	244.3	1:03:11.315


72		Whitebridge Motorsport		Aston Martin		GTA	
		1.Chris Murphy					
1	1	3:33.089	1:08.473	1:28.165	56.451	164.9	3:33.089
2	1	4:03.490	1:19.793	1:38.296	1:05.401	114.6	7:36.579
3	1	3:43.842	1:10.825	1:36.920	56.097	126.2	11:20.421
4	1	2:46.874	46.817	1:17.617	42.440	205.3	14:07.295
5	1	2:47.842	46.124	1:18.030	43.688	240.5	16:55.137
6	1	2:42.867	45.603	1:14.754	42.510	245.5	19:38.004
7	1	2:59.009	51.729	1:22.706	44.574	192.2	22:37.013
8	1	3:07.337	B 50.085	1:22.643	54.609	184.3	25:44.350
9	1	4:12.925	2:09.313	1:20.623	42.989	233.3	29:57.275
10	1	3:00.824	46.960	1:19.372	54.492	233.8	32:58.099
11	1	3:42.927	1:34.247	1:24.907	43.773	127.5	36:41.026
12	1	2:49.906	49.138	1:17.846	42.922	187.5	39:30.932
13	1	2:48.369	47.052	1:17.680	43.637	238.9	42:19.301
14	1	2:45.537	46.477	1:16.169	42.891	240.0	45:04.838
15	1	2:43.737	46.373	1:15.506	41.858	238.9	47:48.575
16	1	2:42.556	46.343	1:14.746	41.467	234.8	50:31.131
17	1	2:43.159	46.550	1:14.399	42.210	235.8	53:14.290
18	1	2:43.967	47.374	1:14.941	41.652	227.8	55:58.257
19	1	2:44.230	45.844	1:15.914	42.472	244.3	58:42.487
20	1	2:44.710	46.089	1:17.156	41.465	239.5	1:01:27.197

77		Geoff Steel Racing		BMW M3		GTR	
		1.Jeff Wyatt					
		2.Geoff Steel					
1	1	3:23.802	1:00.543	1:28.238	55.021	164.4	3:23.802
2	1	4:10.372	1:24.336	1:40.454	1:05.582	128.3	7:34.174
3	1	3:43.046	1:10.065	1:37.206	55.775	111.6	11:17.220
4	1	2:41.755	46.988	1:13.166	41.601	210.1	13:58.975

7	1	2:47.488	47.128	1:16.309	44.051	202.6	22:13.289
8	1	3:12.356	B 49.926	1:22.291	1:00.139	199.3	25:25.645
9	1	4:02.682	2:01.917	1:18.033	42.732	206.1	29:28.327
10	1	3:24.897	53.531	1:35.317	56.049	147.9	32:53.224
11	1	2:43.440	45.965	1:14.777	42.698	213.4	35:36.664
12	1	2:42.408	46.898	1:14.256	41.254	213.9	38:19.072
13	1	2:41.516	45.836	1:13.665	42.015	226.4	41:00.588
14	1	2:42.825	46.262	1:14.716	41.847	213.4	43:43.413
15	1	3:17.485	48.349	1:33.069	56.067	159.1	47:00.898
16	1	2:41.014	46.792	1:13.000	41.222	209.7	49:41.912
17	1	2:40.670	44.947	1:13.047	42.676	226.4	52:22.582
18	1	2:38.699	45.723	1:12.363	40.613	220.0	55:01.281
19	1	2:38.148	45.034	1:12.563	40.551	228.3	57:39.429
20	1	2:38.774	44.856	1:13.218	40.700	226.4	1:00:18.203
21	1	2:39.953	45.216	1:12.963	41.774	216.0	1:02:58.156

102		United Autosports		Ligier JS P3		LMP3	
		1.CJ Wilson					
		2.Andrew Evans					
1	1	3:02.829	44.617	1:21.142	57.070	203.4	3:02.829
2	1	4:15.068	1:24.295	1:47.073	1:03.700	136.0	7:17.897
3	1	3:45.065	1:10.531	1:38.321	56.213	118.8	11:02.962
4	1	2:31.072	44.352	1:08.799	37.921	241.6	13:34.034
5	1	2:29.411	41.768	1:09.168	38.475	223.6	16:03.445
6	1	2:26.251	41.840	1:06.439	37.972	248.3	18:29.696
7	1	2:28.132	43.958	1:06.770	37.404	243.2	20:57.828
8	1	3:44.895	48.901	1:47.891	1:08.103	139.4	24:42.723
9	1	4:22.481	B 1:24.196	1:49.433	1:08.852	96.1	29:05.204
10	1	3:58.495	2:08.617	1:09.278	40.600	241.1	33:03.699
11	1	2:29.658	42.551	1:08.539	38.568	247.7	35:33.357
12	1	2:25.347	42.245	1:06.198	36.904	246.6	37:58.704
13	1	2:32.687	42.008	1:07.294	43.385	247.1	40:31.391
14	1	2:43.343	42.455	1:06.424	54.464	243.8	43:14.734
15	1	3:40.567	1:09.064	1:34.709	56.794	124.7	46:55.301
16	1	2:25.960	43.131	1:05.696	37.133	249.4	49:21.261
17	1	2:25.544	41.671	1:06.560	37.313	249.4	51:46.805
18	1	2:26.177	41.408	1:07.629	37.140	249.4	54:12.982
19	1	2:27.483	41.810	1:08.191	37.482	248.8	56:40.465
20	1	2:28.259	41.624	1:08.182	38.453	251.7	59:08.724
21	1	2:26.519	41.619	1:06.871	38.029	251.7	1:01:35.243

103		United Autosports		Ligier JS P3		LMP3	
		1.Tony Wells					
		2.Matt Bell					
1	1	2:58.305	42.438	1:18.299	57.568	245.5	2:58.305
2	1	4:14.735	1:22.224	1:49.957	1:02.554	131.2	7:13.040
3	1	3:46.027	1:11.667	1:38.618	55.742	120.4	10:59.067
4	1	2:24.167	41.700	1:05.812	36.655	248.3	13:23.234
5	1	2:22.563	41.459	1:04.825	36.279	248.3	15:45.797
6	1	2:20.858	40.906	1:03.963	35.989	249.4	18:06.655
7	1	2:25.151	41.266	1:04.297	39.588	248.3	20:31.806
8	1	4:07.039	1:09.270	1:50.084	1:07.685	112.4	24:38.845
9	1	4:20.024	B 1:25.659	1:49.450	1:04.915	93.3	28:58.869
10	1	4:02.484	2:09.296	1:04.780	48.408	240.0	33:01.353
11	1	2:27.547	42.837	1:08.618	36.092	246.6	35:28.900
12	1	2:21.801	40.782	1:05.184	35.835	246.0	37:50.701
13	1	2:23.040	40.591	1:06.153	36.296	254.1	40:13.741



GT CUP / LMP3 SPA EURO RACE RACE 1

Sector Analysis

■ Personal Best ■ Session Best B Crossing the finish line in pit lane

Lap	D	Time	Sector 1	Sector 2	Sector 3	T. Spd	Elapsed	Lap	D	Time	Sector 1	Sector 2	Sector 3	T. Spd	Elapsed
14	1	2:54.472	43.947	1:10.973	59.552	208.1	43:08.213	9	1	4:24.091	2:17.071	1:14.235	52.785	226.4	29:07.419
15	1	3:43.409	1:08.518	1:37.093	57.798	155.2	46:51.622	10	1	3:42.064	1:07.900	1:38.675	55.489	171.7	32:49.483
16	1	2:20.752	41.220	1:03.586	35.946	247.1	49:12.374	11	1	2:32.124	42.535	1:11.193	38.396	233.8	35:21.607
17	1	2:18.656	40.430	1:02.551	35.675	251.7	51:31.030	12	1	2:33.131	43.424	1:11.302	38.405	244.9	37:54.738
18	1	2:18.218	40.244	1:02.304	35.670	253.5	53:49.248	13	1	2:28.970	42.203	1:08.130	38.637	250.6	40:23.708
19	1	2:18.552	40.448	1:02.388	35.716	254.1	56:07.800	14	1	2:48.253	44.060	1:10.539	53.654	229.8	43:11.961
20	1	2:21.115	40.077	1:04.843	36.195	256.5	58:28.915	15	1	3:42.357	1:09.205	1:34.863	58.289	125.6	46:54.318
21	1	2:18.738	40.268	1:02.769	35.701	254.1	1:00:47.653	16	1	2:31.668	44.043	1:09.058	38.567	247.1	49:25.986

123 Nielsen Racing Ligier JS P3 LMP3
1. Jason Rishover
2. Jamie Spence

1	1	3:00.752	44.033	1:19.108	57.611	240.0	3:00.752
2	1	4:15.159	1:23.072	1:48.932	1:03.155	116.6	7:15.911
3	1	3:45.328	1:10.853	1:38.550	55.925	117.6	11:01.239
4	1	2:27.446	43.229	1:06.868	37.349	248.8	13:28.685
5	1	2:24.506	42.002	1:06.090	36.414	250.0	15:53.191
6	1	2:23.357	41.723	1:05.047	36.587	251.2	18:16.548
7	1	2:38.846	41.773	1:17.576	39.497	250.6	20:55.394
8	1	3:46.511	50.139	1:48.522	1:07.850	115.4	24:41.905
9	1	5:25.991 B	1:24.363	1:49.042	2:12.586	101.6	30:07.896
10	1	2:53.894	1:01.660	1:05.795	46.439	242.7	33:01.790

126 Tockwith Motorsport Ligier JS P3 LMP3
1. Richard Dean
2. Sarah Moore

1	1	2:59.185	42.866	1:18.532	57.787	226.9	2:59.185
2	1	4:14.744	1:22.472	1:49.651	1:02.621	125.7	7:13.929
3	1	3:45.776	1:11.599	1:38.432	55.745	118.9	10:59.705
4	1	2:25.057	42.148	1:06.002	36.907	250.0	13:24.762
5	1	2:23.487	41.344	1:05.461	36.682	254.7	15:48.249
6	1	2:25.547	41.081	1:07.944	36.522	257.1	18:13.796
7	1	2:28.624	40.969	1:08.433	39.222	254.7	20:42.420
8	1	4:04.767 B	1:02.138	1:48.868	1:13.761	118.9	24:47.187
9	1	4:21.673	2:20.131	1:10.323	51.219	234.8	29:08.860
10	1	3:41.369	1:08.646	1:37.856	54.867	145.9	32:50.229
11	1	2:26.583	41.740	1:07.759	37.084	249.4	35:16.812
12	1	2:27.505	44.758	1:06.047	36.700	242.7	37:44.317
13	1	2:24.413	42.253	1:05.283	36.877	246.0	40:08.730
14	1	2:58.271	47.096	1:11.298	59.877	200.0	43:07.001
15	1	3:43.253	1:06.413	1:38.963	57.877	141.4	46:50.254
16	1	2:25.105	42.025	1:06.446	36.634	251.7	49:15.359
17	1	2:23.558	41.651	1:04.930	36.977	246.6	51:38.917
18	1	2:22.789	41.382	1:04.911	36.496	254.7	54:01.706
19	1	2:23.238	41.052	1:05.159	37.027	257.1	56:24.944
20	1	2:22.253	41.304	1:04.494	36.455	256.5	58:47.197
21	1	2:25.554	41.777	1:06.217	37.560	233.8	1:01:12.751

128 G-Cat Racing Ligier JS P3 LMP3
1. Paul Bailey
2. Andy Schulz


1	1	3:00.001	43.871	1:18.384	57.746	236.3	3:00.001
2	1	4:15.043	1:22.773	1:49.450	1:02.820	124.7	7:15.044
3	1	3:45.597	1:11.192	1:38.469	55.936	117.9	11:00.641
4	1	2:24.636	41.650	1:05.960	37.026	251.7	13:25.277
5	1	2:23.488	41.185	1:05.332	36.971	250.0	15:48.765
6	1	2:21.630	40.681	1:04.506	36.443	254.1	18:10.395
7	1	2:26.296	40.742	1:04.998	40.556	253.5	20:36.691
8	1	4:06.637 B	1:05.453	1:50.089	1:11.095	146.7	24:43.328

179 Ecurie Ecosse/Nielsen Racing Ligier JS P3 LMP3
1. Alasdair McCaig
2. Colin Noble

1	1	2:56.681	42.224	1:17.564	56.893	243.8	2:56.681
2	1	4:14.802	1:22.319	1:50.236	1:02.247	130.9	7:11.483
3	1	3:46.769	1:10.482	1:39.776	56.511	133.5	10:58.252
4	1	2:23.009	41.983	1:04.514	36.512	246.0	13:21.261
5	1	2:21.900	41.332	1:04.267	36.301	252.3	15:43.161
6	1	2:21.014	41.045	1:04.041	35.928	252.9	18:04.175
7	1	2:23.794	40.810	1:03.761	39.223	252.9	20:27.969
8	1	4:09.380	1:10.337	1:51.408	1:07.635	115.8	24:37.349
9	1	4:20.678 B	1:25.954	1:48.978	1:05.746	117.3	28:58.027
10	1	4:03.127	2:05.588	1:05.519	52.020	251.7	33:01.154
11	1	2:41.816	42.979	1:22.902	35.935	251.2	35:42.970
12	1	2:24.781	41.631	1:06.533	36.617	252.9	38:07.751
13	1	2:20.339	40.729	1:03.432	36.178	254.7	40:28.090
14	1	2:46.118	43.052	1:08.287	54.779	235.8	43:14.208
15	1	3:40.558	1:09.083	1:34.436	57.039	124.0	46:54.766
16	1	2:34.238	40.891	1:06.353	46.994	254.7	49:29.004
17	1	2:20.678	40.981	1:04.009	35.688	257.1	51:49.682
18	1	2:22.407	40.411	1:05.405	36.591	256.5	54:12.089
19	1	2:23.783	41.041	1:05.301	37.441	261.5	56:35.872
20	1	2:19.139	40.370	1:03.013	35.756	254.7	58:55.011
21	1	2:21.841	40.556	1:04.812	36.473	255.9	1:01:16.852

196 Speedworks Motorsport Ligier JS P3 LMP3
1. Scott Mansell
2. Jack Butel

1	1	3:03.675	45.517	1:20.742	57.416	236.3	3:03.675
2	1	4:15.424	1:24.256	1:46.848	1:04.320	125.7	7:19.099
3	1	3:44.012	1:10.454	1:38.281	55.277	134.7	11:03.111
4	1	2:24.789	41.851	1:05.915	37.023	251.2	13:27.900
5	1	2:22.607	41.743	1:04.002	36.862	249.4	15:50.507
6	1	2:23.899	41.550	1:05.360	36.989	249.4	18:14.406
7	1	2:23.465	41.414	1:03.885	38.166	250.0	20:37.871
8	1	4:02.951	1:05.219	1:49.698	1:08.034	149.0	24:40.822
9	1	4:19.808 B	1:24.597	1:49.161	1:06.050	99.4	29:00.630
10	1	4:02.291	2:11.672	1:07.339	43.280	242.7	33:02.921
11	1	2:28.377	42.911	1:08.082	37.384	246.0	35:31.298
12	1	2:25.166	42.099	1:05.186	37.881	247.1	37:56.464
13	1	2:25.885	42.431	1:06.419	37.035	250.6	40:22.349
14	1	2:47.874	42.259	1:06.484	59.131	243.8	43:10.223
15	1	3:42.746	1:09.557	1:35.504	57.685	128.6	46:52.969
16	1	2:27.835	41.952	1:07.335	38.548	250.6	49:20.804
17	1	2:25.655	41.690	1:06.538	37.427	250.0	51:46.459



GT CUP / LMP3
SPA EURO RACE
RACE 1


Sector Analysis

■ Personal Best ■ Session Best B Crossing the finish line in pit lane

Lap	D	Time	Sector 1	Sector 2	Sector 3	T. Spd	Elapsed	Lap	D	Time	Sector 1	Sector 2	Sector 3	T. Spd	Elapsed
18	1	2:27.439	41.352	1:07.443	38.644	250.6	54:13.898								
19	1	2:27.302	41.532	1:07.739	38.031	254.1	56:41.200								
20	1	2:27.319	41.542	1:07.759	38.018	255.3	59:08.519								
21	1	2:26.085	41.211	1:07.161	37.713	253.5	1:01:34.604								

333 **MTECH/Wildwater** Lamborghini Huracan Super
1.Jake Rattenbury

1	1	3:08.196	47.209	1:28.333	52.654	220.9	3:08.196
2	1	4:14.219	1:23.990	1:44.647	1:05.582	133.5	7:22.415
3	1	3:42.488	1:09.684	1:37.774	55.030	118.3	11:04.903
4	1	2:33.097	44.693	1:09.608	38.796	242.7	13:38.000
5	1	2:29.751	41.864	1:09.407	38.480	257.8	16:07.751
6	1	2:30.028	42.103	1:09.341	38.584	260.9	18:37.779
7	1	2:34.445	42.528	1:11.383	40.534	260.2	21:12.224
8	1	3:33.060	45.913	1:38.382	1:08.765	211.8	24:45.284
9	1	4:20.227 B	1:22.738	1:49.481	1:08.008	108.1	29:05.511
10	1	4:41.770	2:41.491	1:15.435	44.844	252.3	33:47.281
11	1	2:37.520	46.366	1:12.713	38.441	173.9	36:24.801
12	1	2:29.041	42.087	1:08.892	38.062	258.4	38:53.842
13	1	2:29.896	41.908	1:08.978	39.010	261.5	41:23.738
14	1	2:44.004	46.918	1:15.143	41.943	206.9	44:07.742
15	1	2:54.337	48.157	1:14.525	51.655	210.1	47:02.079
16	1	2:37.410	45.287	1:11.730	40.393	216.9	49:39.489
17	1	2:31.451	42.122	1:10.642	38.687	260.9	52:10.940
18	1	2:33.212	42.913	1:10.925	39.374	240.5	54:44.152
19	1	2:33.170	42.984	1:10.827	39.359	246.6	57:17.322
20	1	2:36.465	43.313	1:10.978	42.174	257.8	59:53.787
21	1	2:34.751	44.122	1:11.204	39.425	225.5	1:02:28.538



**GT CUP / LMP3
SPA EURO RACE
RACE 2 (60')**

Starting Grid


Andy Brakewell	Garage 59	58	- 15 -		
Paul Fleury	TCS MOTORSPORT	28	- 14 -	33	MAS Motorsport Mike Sellar
3:07.266 Gareth Downing	National Motorsport Academy	7	- 13 -	17	National Motorsport Kevin Riley
2:43.131 Darren Standing	Amigo Motorsport	50	- 12 -	55	Gemini Cars/ Andy Robey
2:39.425 Dean Gibbs	22 GT Racing	9	- 11 -	72	Whitebridge Motorsport Chris Murphy
2:37.846 Mick Mercer	Amigo Motorsport	10	- 10 -	77	Geoff Steel Racing Jeff Wyatt
2:35.884 Brent Millage	Spy Motorsport	54	- 9 -	59	Garage 59 Stewart Proctor
2:34.386 Neil Huggins	Top Cats Racing	44	- 8 -	51	TOP CATS RACING Warren Gilbert
2:33.362 Dominic Paul	Spy Motorsport	8	- 7 -	6	Black Mamba Racing Chris Papageorgiou
2:31.422 Graham Lucking	FF Corse	14	- 6 -	2	Team Webb Tom Webb
2:28.851 Richard Chamberlain	CTR Developments Ltd	5	- 5 -	333	MTECH/Wildwater Jake Rattenbury
2:25.347 CJ Wilson	United Autosports	102	- 4 -	47	Jet Stream Racing Graham Davidson
2:22.607 Scott Mansell	Speedworks Motorsport	196	- 3 -	12	JMH Automotive Nigel Hudson
2:21.630 Paul Bailey	G-Cat Racing	128	- 2 -	126	Tockwith Motorsport Richard Dean
2:18.218 Tony Wells	United Autosports	103	- 1 -	179	Ecurie Ecosse/Nielsen Racing Alasdair McCaig

Pole



Stewards:

Timekeeper:



GT CUP / LMP3 SPA EURO RACE RACE 2 ((60')) Final Classification

Drivers	Team	Vehicle	Class	Laps	Total Time	Gap	Kph	Best Lap	
								Lap	Time Kph
1179 Alasdair McCaig/Colin Noble	Ecurie Ecosse/Nielsen Racing	Ligier JS P3	LMP3	25	1:00:46.429	-	172.9	18	2:19.428 180.8
2103 Tony Wells/Matt Bell	United Autosports	Ligier JS P3	LMP3	25	1:00:49.490	+3.061	172.7	18	2:20.057 180.0
3196 Scott Mansell/Jack Butel	Speedworks Motorsport	Ligier JS P3	LMP3	25	1:02:13.108	+1:26.679	168.9	12	2:22.742 176.6
4128 Paul Bailey/Andy Schulz	G-Cat Racing	Ligier JS P3	LMP3	25	1:02:45.006	+1:58.577	167.4	18	2:21.571 178.1
5126 Richard Dean/Sarah Moore	Tockwith Motorsport	Ligier JS P3	LMP3	25	1:02:58.116	+2:11.687	166.8	22	2:23.521 175.7
6 47 Graham Davidson	Jet Stream Racing	McLaren MP4/12 GT3	GTO	24	1:01:47.020	1 Lap	163.2	6	2:27.504 170.9
7102 CJ Wilson/Andrew Evans	United Autosports	Ligier JS P3	LMP3	24	1:02:04.984	1 Lap	162.5	14	2:24.138 174.9
8 7 Gareth Downing	National Motorsport Academy	Lotus Evora GTE	GTO	24	1:03:10.000	1 Lap	159.7	7	2:30.528 167.5
9 14 Graham Lucking/Leyton Clarke	FF Corse	Ferrari 458 GTC	GTC	23	1:01:25.063	2 Laps	157.4	12	2:32.098 165.8
10 2 Tom Webb	Team Webb	BMW M3 E46 GTR	GTB	23	1:01:59.442	2 Laps	155.9	19	2:33.672 164.1
11 44 Neil Huggins	Top Cats Racing	Lamborghini Gallardo Super	GTB	23	1:02:14.331	2 Laps	155.3	6	2:33.946 163.8
12 8 Dominic Paul	Spy Motorsport	Ginetta G55 GT4	GTA	23	1:02:19.025	2 Laps	155.1	4	2:35.419 162.2
13 54 Brent Millage	Spy Motorsport	Ginetta G55 GT4	GTA	23	1:03:05.666	2 Laps	153.2	18	2:36.868 160.7
14 6 Chris Papageorgiou/Andy Demetriou	Black Mamba Racing	Porsche 991 GT3 Cup	GTC	23	1:03:28.796	2 Laps	152.3	5	2:33.686 164.1
15 51 Warren Gilbert/Joachim Böling	TOP CATS RACING	MARCOS MANTIS	GTB	23	1:03:30.127	2 Laps	152.2	18	2:36.053 161.6
16 10 Mick Mercer/Gary Smith	Amigo Motorsport	Ginetta G55 GT4	GTA	22	1:00:46.505	3 Laps	152.1	18	2:38.789 158.8
17 58 Andy Brakewell/Steve Gray	Garage 59	McLaren GT 650S Sprint	GTC	22	1:01:09.033	3 Laps	151.2	5	2:38.782 158.8
18 77 Jeff Wyatt/Geoff Steel	Geoff Steel Racing	BMW M3 GTR	GTA	22	1:01:17.732	3 Laps	150.8	18	2:39.542 158.0
19 50 Darren Standing/Ian Goodchild	Amigo Motorsport	Ginetta G55 GT4	GTA	22	1:01:20.804	3 Laps	150.7	18	2:39.764 157.8
20 55 Andy Robey	Gemini Cars/	BMW M3 E46	GTA	22	1:01:47.444	3 Laps	149.6	19	2:42.656 155.0
21 59 Stewart Proctor/Lewis Proctor	Garage 59	McLaren GT 570S GT4	GTA	22	1:01:52.270	3 Laps	149.4	5	2:39.838 157.7
Not classified:									
333 Jake Rattenbury	MTECH/Wildwater	Lamborghini Huracan Super	GTC	15	42:54.625			9	2:29.559 168.6
12 Nigel Hudson/Adam Wilcox	JMH Automotive	Aston Martin GT3	GTO	11	32:29.207			2	2:29.857 168.3
5 Richard Chamberlain	CTR Developments Ltd	Porsche 935	GTO	6	17:39.701			2	2:29.666 168.5
72 Chris Murphy	Whitebridge Motorsport	Aston Martin GT4	GTA	4	12:31.667			2	2:44.181 153.6
9 Dean Gibbs	22 GT Racing	Aston Martin GT4	GTA	3	8:44.135			2	2:43.340 154.4

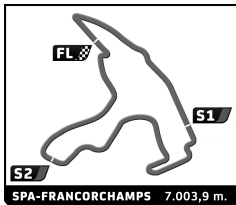
Pole Position	T. Wells	2:18.218	182.4 Kph
Fastest Lap	Lap 18 Alasdair McCaig	2:19.428	180.8 Kph

10 + 5 SECONDS PENALTY TO CAR N° 59 DUE TO NO RESPECT TRACK LIMITS
5 SECONDS PENALTY TO CAR N° 102 DUE TO NO RESPECT TRACK LIMITS

Published at:

Track Status: **DRY**

Stewards:	Timekeeper:
------------------	--------------------



GT CUP / LMP3 SPA EURO RACE RACE 2

Final Classification by Class

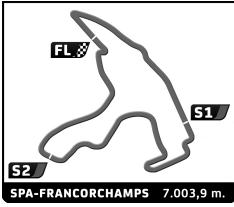
Nr. Drivers	Team	Car	Laps	Total Time	Gap	Kph	Best Lap	
							Lap	Time Kph
GTA								
1 8 D. Paul	Spy Motorsport	Ginetta G55 GT4	23	1:02:19.025		155.1	4	2:35.419 162.2
2 54 B. Millage	Spy Motorsport	Ginetta G55 GT4	23	1:03:05.666	+46.641	153.2	18	2:36.868 160.7
3 10 M. Mercer / G. Smith	Amigo Motorsport	Ginetta G55 GT4	22	1:00:46.505		1 Laps 152.1	18	2:38.789 158.8
4 77 J. Wyatt / G. Steel	Geoff Steel Racing	BMW M3 GTR	22	1:01:17.732		1 Laps 150.8	18	2:39.542 158.0
5 50 D. Standing / I. Goodchild	Amigo Motorsport	Ginetta G55 GT4	22	1:01:20.804		1 Laps 150.7	18	2:39.764 157.8
6 55 A. Robey	Gemini Cars/	BMW M3 E46	22	1:01:47.444		1 Laps 149.6	19	2:42.656 155.0
7 59 S. Proctor / L. Proctor	Garage 59	McLaren GT 570S GT4	22	1:01:52.270		1 Laps 149.4	5	2:39.838 157.7
Not classified:								
72 C. Murphy	Whitebridge Motorsport	Aston Martin GT4	4	12:31.667		19 Laps 134.2	2	2:44.181 153.6
9 D. Gibbs	22 GT Racing	Aston Martin GT4	3	8:44.135		144.3	2	2:43.340 154.4
GTB								
1 2 T. Webb	Team Webb	BMW M3 E46 GTR	23	1:01:59.442		155.9	19	2:33.672 164.1
2 44 N. Huggins	Top Cats Racing	Lamborghini Gallardo Super	23	1:02:14.331	+14.889	155.3	6	2:33.946 163.8
3 51 W. Gilbert / J. Bölting	TOP CATS RACING	MARCOS MANTIS	23	1:03:30.127	+1'30.685	152.2	18	2:36.053 161.6
GTC								
1 14 G. Lucking / L. Clarke	FF Corse	Ferrari 458 GTC	23	1:01:25.063		157.4	12	2:32.098 165.8
2 6 C. Papageorgiou / A. Demetriou	Black Mamba Racing	Porsche 991 GT3 Cup	23	1:03:28.796	+2'03.733	152.3	5	2:33.686 164.1
3 58 A. Brakewell / S. Gray	Garage 59	McLaren GT 650S Sprint	22	1:01:09.033		1 Laps 151.2	5	2:38.782 158.8
Not classified:								
333 J. Rattenbury	MTECH/Wildwater	Lamborghini Huracan Super	15	42:54.625		8 Laps 146.9	9	2:29.559 168.6
GTO								
1 47 G. Davidson	Jet Stream Racing	McLaren MP4/12 GT3	24	1:01:47.020		163.2	6	2:27.504 170.9
2 7 G. Downing	National Motorsport Academy	Lotus Evora GTE	24	1:03:10.000	+1'22.980	159.7	7	2:30.528 167.5
Not classified:								
12 N. Hudson / A. Wilcox	JMH Automotive	Aston Martin GT3	11	32:29.207		142.3	2	2:29.857 168.3
5 R. Chamberlain	CTR Developments Ltd	Porsche 935	6	17:39.701		19 Laps 142.8	2	2:29.666 168.5
LMP3								
1 179 A. McCaig / C. Noble	Ecurie Ecosse/Nielsen Racing	Ligier JS P3	25	1:00:46.429		172.9	18	2:19.428 180.8
2 103 T. Wells / M. Bell	United Autosports	Ligier JS P3	25	1:00:49.490	+3.061	172.7	18	2:20.057 180.0
3 196 S. Mansell / J. Butel	Speedworks Motorsport	Ligier JS P3	25	1:02:13.108	+1'26.679	168.9	12	2:22.742 176.6
4 128 P. Bailey / A. Schulz	G-Cat Racing	Ligier JS P3	25	1:02:45.006	+1'58.577	167.4	18	2:21.571 178.1
5 126 R. Dean / S. Moore	Tockwith Motorsport	Ligier JS P3	25	1:02:58.116	+2'11.687	166.8	22	2:23.521 175.7
6 102 C. Wilson / A. Evans	United Autosports	Ligier JS P3	24	1:02:04.984		1 Laps 162.5	14	2:24.138 174.9

10 + 5 SECONDS PENALTY TO CAR N° 59 DUE TO NO RESPECT TRACK LIMITS
5 SECONDS PENALTY TO CAR N° 102 DUE TO NO RESPECT TRACK LIMITS

Published at:

Track Status: **DRY**

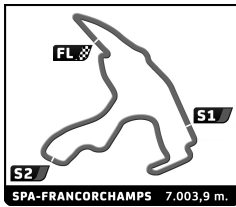
Stewards:	Timekeeper:



GT CUP / LMP3
SPA EURO RACE
RACE 2

Lap Chart


		LAP																										
Nr	Pos	Grid	1	2	3	4	5	6	7	8	9	10	11	12	13	14	15	16	17	18	19	20	21	22	23	24	25	
103	1	103	103	103	103	103	103	103	103	103	103	103	103	103	103	103	103	103	103	103	103	103	103	103	103	103	103	103
179	2	179	126	126	179	179	179	179	179	179	179	179	179	179	103	126	179	103	103	103	103	103	103	103	103	103	103	103
128	3	128	179	179	126	196	196	196	196	196	196	196	196	196	102	103	196	196	196	196	196	196	196	196	196	196	196	196
126	4	126	196	196	196	126	126	126	126	126	126	126	126	126	179	196	102	126	126	126	126	128	128	128	128	128	128	128
196	5	196	5	5	5	5	47	47	102	47	47	47	47	102	103	7	7	128	128	128	128	126	126	126	126	126	126	
12	6	12	12	12	47	102	102	102	47	128	128	333	102	128	7	126	126	47	47	47	47	47	47	47	47	47	47	
102	7	102	102	102	102	47	128	128	128	102	102	102	128	7	6	6	128	102	102	102	102	102	102	102	102	102	102	
47	8	47	47	47	128	128	333	333	333	333	333	128	333	6	44	128	47	7	7	7	7	7	7	7	7	7	7	
5	9	5	128	128	333	333	5	12	7	7	7	7	7	44	128	44	14	14	14	14	14	14	14	14	14	14	14	
333	10	333	333	333	12	12	12	7	12	12	6	6	6	47	47	47	2	2	2	2	2	2	2	2	2	2	2	
14	11	14	14	6	6	6	6	6	6	6	6	44	44	44	77	77	14	44	44	44	44	44	44	44	44	44	44	
2	12	2	6	2	14	14	7	14	14	44	14	2	2	333	333	333	8	8	8	8	8	8	8	8	8	8	8	
8	13	8	2	14	2	7	14	44	44	14	2	14	54	14	14	2	6	6	6	6	54	54	54	54	54	54	54	
6	14	6	8	44	44	2	2	2	2	2	8	8	77	55	2	8	54	54	54	54	6	6	6	6	51	6	6	
44	15	44	44	8	7	44	44	8	8	8	12	12	58	2	55	54	10	10	10	10	10	51	51	6	51	6	51	
51	16	51	7	7	8	8	8	54	54	54	54	54	14	8	8	10	51	51	51	51	51	10	10	10	10	10	10	
54	17	54	51	51	59	59	59	59	59	59	51	58	55	54	54	51	58	58	58	58	58	58	58	58	58	58	58	
59	18	59	59	9	54	51	54	51	51	51	58	77	8	58	10	58	50	50	77	77	77	77	77	77	77	77	77	
10	19	10	9	59	51	54	51	58	58	58	77	51	10	10	51	50	77	77	50	50	50	50	50	50	50	50	50	
77	20	77	54	54	50	58	58	77	77	77	77	59	50	50	51	58	77	55	55	55	59	59	59	59	59	59	59	
9	21	9	10	10	58	77	77	10	10	10	10	55	59	59	50	55	59	59	59	55	55	55	55	55	55	55	55	
72	22	72	77	77	77	10	10	50	50	50	50	59	51	50	59	59	333											
50	23	50	50	50	10	50	50	55	55	55	55	10	12															
55	24	55	55	58	55	55	55	5																				
7	25	7	58	55	9	72																						
58		58	72	72	72																							



GT CUP / LMP3 SPA EURO RACE RACE 2

Best Sector Times


SECTOR 1			SECTOR 2			SECTOR 3			Pos	Team	Cl	Ideal Lap	Best Lap
Pos	Driver	Time	Driver	Time	Driver	Time							
1	103 T.Wells	40.184	179 A.McCaig	1:03.293	179 A.McCaig	35.539	1	179 Ecurie Ecosse/Nielsen Racing	LMP3	2:19.194	2:19.428	(1)	
2	179 A.McCaig	40.362	103 T.Wells	1:03.493	103 T.Wells	35.819	2	103 United Autosports	LMP3	2:19.496	2:20.057	(2)	
3	128 P.Bailey	40.816	128 P.Bailey	1:03.920	128 P.Bailey	36.061	3	128 G-Cat Racing	LMP3	2:20.797	2:21.571	(3)	
4	126 R.Dean	40.864	196 S.Mansell	1:04.218	126 R.Dean	36.475	4	196 Speedworks Motorsport	LMP3	2:22.311	2:22.742	(4)	
5	102 C.Wilson	41.111	126 R.Dean	1:05.141	196 S.Mansell	36.686	5	126 Tockwith Motorsport	LMP3	2:22.480	2:23.521	(5)	
6	196 S.Mansell	41.407	102 C.Wilson	1:05.849	102 C.Wilson	36.782	6	102 United Autosports	LMP3	2:23.742	2:24.138	(6)	
7	12 N.Hudson	41.719	5 R.Chamberlain	1:08.911	5 R.Chamberlain	37.676	7	5 CTR Developments Ltd	GTO	2:28.785	2:29.666	(9)	
8	333 J.Rattenbury	41.853	7 G.Downing	1:08.923	12 N.Hudson	37.898	8	333 MTECH/Wildwater	GTC	2:29.103	2:29.559	(8)	
9	5 R.Chamberlain	42.198	333 J.Rattenbury	1:09.207	333 J.Rattenbury	38.043	9	12 JMH Automotive	GTO	2:29.393	2:29.857	(10)	
10	6 C.Papageorgiou	42.951	12 N.Hudson	1:09.776	7 G.Downing	38.469	10	7 National Motorsport Academy	GTO	2:30.401	2:30.528	(11)	
11	7 G.Downing	43.009	14 G.Lucking	1:09.896	14 G.Lucking	38.894	11	14 FF Corse	GTC	2:31.872	2:32.098	(12)	
12	14 G.Lucking	43.082	2 T.Webb	1:10.134	2 T.Webb	39.127	12	2 Team Webb	GTB	2:32.977	2:33.672	(13)	
13	51 W.Gilbert	43.123	8 D.Paul	1:10.568	6 C.Papageorgiou	39.177	13	6 Black Mamba Racing	GTC	2:33.523	2:33.686	(14)	
14	44 N.Huggins	43.442	44 N.Huggins	1:10.972	44 N.Huggins	39.312	14	44 Top Cats Racing	GTB	2:33.726	2:33.946	(15)	
15	2 T.Webb	43.716	54 B.Millage	1:11.205	51 W.Gilbert	39.547	15	8 Spy Motorsport	GTA	2:34.900	2:35.419	(16)	
16	8 D.Paul	44.504	6 C.Papageorgiou	1:11.395	8 D.Paul	39.828	16	51 TOP CATS RACING	GTB	2:35.832	2:36.053	(17)	
17	54 B.Millage	44.906	50 D.Standing	1:12.409	54 B.Millage	40.254	17	54 Spy Motorsport	GTA	2:36.365	2:36.868	(18)	
18	77 J.Wyatt	45.045	10 M.Mercer	1:12.468	59 S.Proctor	40.555	18	10 Amigo Motorsport	GTA	2:38.605	2:38.789	(20)	
19	59 S.Proctor	45.047	77 J.Wyatt	1:13.077	10 M.Mercer	40.564	19	77 Geoff Steel Racing	GTA	2:39.129	2:39.542	(21)	
20	9 D.Gibbs	45.570	51 W.Gilbert	1:13.162	50 D.Standing	40.932	20	59 Garage 59	GTA	2:39.409	2:39.838	(23)	
21	10 M.Mercer	45.573	55 A.Robey	1:13.545	77 J.Wyatt	41.007	21	50 Amigo Motorsport	GTA	2:39.587	2:39.764	(22)	
22	55 A.Robey	46.108	59 S.Proctor	1:13.807	55 A.Robey	41.306	22	55 Gemini Cars/	GTA	2:40.959	2:42.656	(24)	
23	50 D.Standing	46.246	9 D.Gibbs	1:15.041	72 C.Murphy	42.419	23	9 22 GT Racing	GTA	2:43.181	2:43.340	(25)	
24	72 C.Murphy	46.339	72 C.Murphy	1:15.423	9 D.Gibbs	42.570	24	72 Whitebridge Motorsport	GTA	2:44.181	2:44.181	(26)	



GT CUP / LMP3 SPA EURO RACE After RACE 2

Event maximum speed

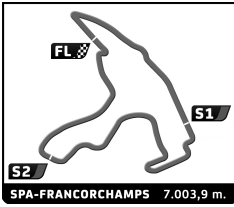
Team	Car	Class	Driver	Top Speed	Lap	Session
47 Jet Stream Racing	McLaren MP4/12 GT3	GTO	Graham Davidson	267.3	17	RACE 1
12 JMH Automotive	Aston Martin GT3	GTO	Nigel Hudson	266.7	13	RACE 1
333 MTECH/Wildwater	Lamborghini Huracan Super	GTC	Jake Rattenbury	262.1	6	QUALIFYING
179 Ecurie Ecosse/Nielsen Racing	Ligier JS P3	LMP3	Alasdair McCaig	261.5	19	RACE 1
5 CTR Developments Ltd	Porsche 935	GTO	Richard Chamberlain	261.5	8	QUALIFYING
58 Garage 59	McLaren GT 650S Sprint	GTC	Andy Brakewell	261.5	8	QUALIFYING
128 G-Cat Racing	Ligier JS P3	LMP3	Paul Bailey	260.2	10	QUALIFYING
126 Tockwith Motorsport	Ligier JS P3	LMP3	Richard Dean	259.0	10	QUALIFYING
24 G-Cat Racing	Ferrari 458 GT3	GTO	Gary Eastwood	257.1	6	QUALIFYING
103 United Autosports	Ligier JS P3	LMP3	Tony Wells	256.5	10	QUALIFYING
44 Top Cats Racing	Lamborghini Gallardo Super	GTB	Neil Huggins	255.9	20	RACE 1
102 United Autosports	Ligier JS P3	LMP3	CJ Wilson	255.3	12	QUALIFYING
196 Speedworks Motorsport	Ligier JS P3	LMP3	Scott Mansell	255.3	20	RACE 1
6 Black Mamba Racing	Porsche 991 GT3 Cup	GTC	Chris Papageorgiou	255.3	5	QUALIFYING
14 FF Corse	Ferrari 458 GTC	GTC	Graham Lucking	254.1	7	QUALIFYING
123 Nielsen Racing	Ligier JS P3	LMP3	Jason Rishover	251.2	6	RACE 1
16 FF Corse	Ferrari 458 GTC	GTC	Laurent de Meeus	251.2	3	QUALIFYING
59 Garage 59	McLaren GT 570S GT4	GTA	Stewart Proctor	245.5	5	QUALIFYING
7 National Motorsport Academy	Lotus Evora GTE	GTO	Gareth Downing	245.5	3	RACE 2
72 Whitebridge Motorsport	Aston Martin GT4	GTA	Chris Murphy	245.5	6	RACE 1
2 Team Webb	BMW M3 E46 GTR	GTB	Tom Webb	244.3	11	QUALIFYING
9 22 GT Racing	Aston Martin GT4	GTA	Dean Gibbs	241.1	5	QUALIFYING
62 TCS Motorsport	Ginetta G50	GTB	John Saunders	234.3	5	QUALIFYING
51 TOP CATS RACING	MARCOS MANTIS	GTB	Warren Gilbert	231.8	7	RACE 2
8 Spy Motorsport	Ginetta G55 GT4	GTA	Dominic Paul	231.8	2	QUALIFYING
54 Spy Motorsport	Ginetta G55 GT4	GTA	Brent Millage	230.8	6	RACE 1
10 Amigo Motorsport	Ginetta G55 GT4	GTA	Mick Mercer	229.3	21	RACE 1
77 Geoff Steel Racing	BMW M3 GTR	GTA	Jeff Wyatt	228.3	19	RACE 1
50 Amigo Motorsport	Ginetta G55 GT4	GTA	Darren Standing	223.6	6	RACE 1
55 Gemini Cars/	BMW M3 E46	GTA	Andy Robey	223.6	18	RACE 2
33 MAS Motorsport	Porsche 991 GT3 Cup	GTC	Mike Sellar	213.0	4	QUALIFYING



GT CUP / LMP3
SPA EURO RACE
RACE 2

Leader Sequence


Nr	Team	Car	Start Lap	End Lap	Laps	Total Laps
GTA						
8	Spy Motorsport	Ginetta G55 GT4	1	10	10	10
54	Spy Motorsport	Ginetta G55 GT4	11	11	1	1
77	Geoff Steel Racing	BMW M3 GTR	12	13	2	2
8	Spy Motorsport	Ginetta G55 GT4	14	23	10	20
GTB						
2	Team Webb	BMW M3 E46 GTR	1	5	5	5
44	Top Cats Racing	Lamborghini Gallardo Super	6	14	9	9
2	Team Webb	BMW M3 E46 GTR	15	23	9	14
GTC						
333	MTECH/Wildwater	Lamborghini Huracan Super	1	11	11	11
6	Black Mamba Racing	Porsche 991 GT3 Cup	12	14	3	3
14	FF Corse	Ferrari 458 GTC	15	23	9	9
GTO						
5	CTR Developments Ltd	Porsche 935	1	4	4	4
47	Jet Stream Racing	McLaren MP4/12 GT3	5	11	7	7
7	National Motorsport Academy	Lotus Evora GTE	12	15	4	4
47	Jet Stream Racing	McLaren MP4/12 GT3	16	24	9	16
LMP3						
103	United Autosports	Ligier JS P3	1	11	11	11
179	Ecurie Ecosse/Nielsen Racing	Ligier JS P3	12	12	1	1
196	Speedworks Motorsport	Ligier JS P3	13	13	1	1
102	United Autosports	Ligier JS P3	14	14	1	1
179	Ecurie Ecosse/Nielsen Racing	Ligier JS P3	15	25	11	12



**GT CUP / LMP3
SPA EURO RACE
RACE 2**

Fastest Lap Sequence

Practice Time	Team	Car	Class	Driver	Time	Kph	
4:45.595	103 United Autosports	Ligier JS P3	LMP3	Tony Wells	2:23.116	176.2	2
7:08.171	103 United Autosports	Ligier JS P3	LMP3	Tony Wells	2:22.576	176.8	3
7:12.056	179 Ecurie Ecosse/Nielsen Racing	Ligier JS P3	LMP3	Alasdair McCaig	2:22.446	177.0	3
9:34.304	179 Ecurie Ecosse/Nielsen Racing	Ligier JS P3	LMP3	Alasdair McCaig	2:22.248	177.3	4
11:56.401	179 Ecurie Ecosse/Nielsen Racing	Ligier JS P3	LMP3	Alasdair McCaig	2:22.097	177.4	5
34:56.261	179 Ecurie Ecosse/Nielsen Racing	Ligier JS P3	LMP3	Alasdair McCaig	2:20.951	178.9	14
35:00.743	103 United Autosports	Ligier JS P3	LMP3	Tony Wells	2:20.556	179.4	14
37:16.475	179 Ecurie Ecosse/Nielsen Racing	Ligier JS P3	LMP3	Alasdair McCaig	2:20.214	179.8	15
37:20.940	103 United Autosports	Ligier JS P3	LMP3	Tony Wells	2:20.197	179.8	15
44:19.039	179 Ecurie Ecosse/Nielsen Racing	Ligier JS P3	LMP3	Alasdair McCaig	2:19.428	180.8	18

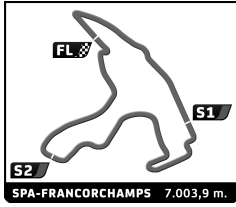


GT CUP / LMP3 SPA EURO RACE RACE 2

Analysis by lap

Lapped

Nr	Lap Time	Gap	Nr	Lap Time	Gap	Nr	Lap Time	Gap	Nr	Lap Time	Gap	Nr	Lap Time	Gap					
2	2:44.015	1 Lap	8	2:35.779	1 Lap	7	4:00.035	1 Lap	2	2:37.429	1 Lap	54	2:39.073	2 Laps					
196	2:22.742	3.436	126	4:37.977	1:27.237	50	2:41.407	2 Laps	6	2:45.194	2 Laps	7	2:34.241	1 Lap					
126	2:23.910	15.036	6	2:44.196	1:39.380	77	2:42.337	2 Laps	Lap 20					51	2:40.554	2 Laps			
54	2:46.216	1 Lap	128	2:23.357	1:39.385	55	2:43.217	2 Laps	179	2:20.671		10	2:41.874	2 Laps					
77	2:41.940	1 Lap	44	2:45.750	1:42.269	59	2:40.404	2 Laps	103	2:20.608	5.091	128	2:23.413	1:52.839					
58	2:52.706	1 Lap	54	2:37.729	1 Lap	196	2:25.212	53.358	44	2:36.484	2 Laps	126	2:23.521	1:56.508					
102	2:25.313	1:12.013	47	2:29.472	1:56.081	333	4:44.287	2 Laps	8	2:37.145	2 Laps	58	2:41.447	2 Laps					
128	2:36.708	1:28.040	10	2:38.793	1 Lap	14	2:33.757	1 Lap	47	2:29.386	1 Lap	77	2:40.571	2 Laps					
14	4:07.462	1 Lap	51	2:37.201	1 Lap	126	2:25.693	1:35.878	6	2:44.944	2 Laps	50	2:41.513	2 Laps					
55	2:44.664	1 Lap	58	2:56.776	1 Lap	2	2:33.706	1 Lap	54	2:36.868	2 Laps	Lap 23							
7	2:32.773	1:54.304	50	2:42.771	1 Lap	128	2:23.243	1:41.045	102	2:25.125	1 Lap	179	2:20.826						
8	4:36.584	1 Lap	59	2:49.733	1 Lap	44	2:37.858	1 Lap	10	2:38.789	2 Laps	103	2:21.761	5.684					
6	2:35.918	2:21.238	Lap 15					8	2:35.768	1 Lap	51	2:36.053	2 Laps	59	2:41.266	3 Laps			
44	2:35.224	2:23.315	179	2:20.214		6	2:45.257	1 Lap	7	2:33.852	1 Lap	14	2:35.905	2 Laps					
Lap 13					103	2:20.197	4.465	47	2:29.520	2:15.150	196	2:24.898	1:08.435	55	2:44.379	3 Laps			
196	2:32.452		196	2:27.315	45.691	Lap 18					58	2:39.267	2 Laps	2	2:39.050	2 Laps			
10	2:40.800	2 Laps	14	2:39.975	1 Lap	179	2:19.428		77	2:39.542	2 Laps	50	2:39.764	2 Laps	47	2:30.508	1 Lap		
50	4:06.804	2 Laps	333	2:43.140	1 Lap	103	2:20.057	4.736	128	2:24.223	1:47.098	59	2:40.829	2 Laps	44	2:36.488	2 Laps		
126	2:35.858	15.006	102	3:36.720	1:11.239	54	2:38.607	2 Laps	126	2:27.574	1:49.671	55	2:43.467	2 Laps	8	2:37.239	2 Laps		
59	2:53.220	2 Laps	7	2:40.330	1:12.881	10	2:38.814	2 Laps	59	2:40.829	2 Laps	102	2:25.739	1 Lap	196	2:23.780	1:21.449		
51	4:25.694	2 Laps	2	2:35.738	1 Lap	102	2:28.210	1 Lap	55	2:43.467	2 Laps	54	2:38.426	2 Laps	7	2:36.414	1 Lap		
47	4:15.778	1 Lap	8	2:36.556	1 Lap	51	2:38.052	2 Laps	14	2:34.504	1 Lap	6	2:46.035	2 Laps	128	2:24.621	1:56.634		
102	2:25.483	1:01.608	126	2:25.057	1:26.813	7	2:33.507	1 Lap	62	2:33.507	1 Lap	51	2:38.339	2 Laps	126	2:25.815	2:01.497		
12	6:02.717	2 Laps	128	2:21.733	1:35.637	58	2:40.250	2 Laps	62	2:33.507	1 Lap	10	2:40.165	2 Laps	Lap 24				
77	2:41.718	1 Lap	54	2:37.093	1 Lap	50	2:40.971	2 Laps	179	2:20.818		179	2:21.534		58	2:39.880	3 Laps		
179	3:45.950	1:10.062	47	2:29.220	1:59.820	77	2:40.475	2 Laps	2	2:33.672	2 Laps	103	2:20.385	4.535	77	2:40.490	3 Laps		
103	3:49.016	1:14.939	10	2:39.397	1 Lap	51	2:38.507	1 Lap	103	2:20.309	4.582	51	2:38.339	2 Laps	50	2:41.401	3 Laps		
333	4:57.890	1 Lap	Lap 16					55	2:42.875	2 Laps	44	2:36.870	2 Laps	126	2:25.815	2:01.497	14	2:33.235	2 Laps
14	2:32.098	1 Lap	179	2:21.846		59	2:40.654	2 Laps	47	2:29.258	1 Lap	47	2:30.508	1 Lap	59	2:41.949	3 Laps		
55	2:44.033	1 Lap	51	2:38.676	2 Laps	126	2:23.794	1:40.244	8	2:37.366	2 Laps	102	2:26.805	1 Lap	55	2:43.484	3 Laps		
7	2:32.692	1:51.108	103	2:22.521	5.140	14	2:34.625	1 Lap	102	2:26.805	1 Lap	54	2:38.538	2 Laps	47	2:30.204	1 Lap		
2	4:27.917	1 Lap	58	2:42.892	2 Laps	128	2:21.571	1:43.188	54	2:38.538	2 Laps	6	2:45.751	2 Laps	2	2:39.581	2 Laps		
8	2:36.750	1 Lap	50	2:43.829	2 Laps	2	2:33.752	1 Lap	196	2:26.154	1:13.771	54	2:38.538	2 Laps	59	2:41.949	3 Laps		
6	2:35.580	2:20.930	77	4:27.748	2 Laps	44	2:35.667	1 Lap	10	2:39.236	2 Laps	128	2:23.466	1:49.746	55	2:43.484	3 Laps		
44	2:34.838	2:22.265	55	4:02.677	2 Laps	8	2:36.563	1 Lap	7	2:35.480	1 Lap	126	2:24.454	1:53.307	47	2:30.204	1 Lap		
54	4:24.182	1 Lap	59	2:55.388	2 Laps	Lap 19					51	2:38.108	2 Laps	2	2:39.581	2 Laps	102	2:27.687	1 Lap
128	3:49.622	2:41.774	196	2:25.591	49.436	179	2:21.444		58	2:39.969	2 Laps	59	2:40.328	2 Laps	44	2:38.156	2 Laps		
58	4:08.653	1 Lap	14	2:44.383	1 Lap	103	2:21.862	5.154	128	2:23.466	1:49.746	7	2:35.480	1 Lap	8	2:37.829	2 Laps		
10	2:38.876	1 Lap	2	2:34.509	1 Lap	47	2:31.168	1 Lap	77	2:40.543	2 Laps	51	2:38.108	2 Laps	196	2:23.972	1:23.887		
47	2:29.009	2:52.355	126	2:26.508	1:31.475	6	2:48.923	2 Laps	50	2:41.062	2 Laps	58	2:39.969	2 Laps	128	2:23.080	1:58.180		
51	2:39.413	1 Lap	44	4:43.797	1 Lap	54	2:38.050	2 Laps	10	2:40.154	2 Laps	128	2:23.466	1:49.746	54	2:43.917	2 Laps		
59	2:41.837	1 Lap	128	2:25.301	1:39.092	102	2:28.079	1 Lap	59	2:40.154	2 Laps	77	2:40.543	2 Laps	7	2:36.189	1 Lap		
50	2:47.077	1 Lap	8	2:39.036	1 Lap	10	2:40.154	2 Laps	55	2:42.656	2 Laps	50	2:41.062	2 Laps	126	2:28.304	2:08.267		
Lap 14					6	4:52.847	1 Lap	51	2:37.246	2 Laps	14	2:33.107	1 Lap	51	2:38.548	2 Laps	6	2:46.537	2 Laps
102	2:24.138		47	2:28.946	2:06.920	Lap 17					102	2:26.110	1 Lap	Lap 25					
179	2:20.951	5.267	54	2:37.011	1 Lap	179	2:21.290		196	2:25.044	1:18.495	179	2:21.777		10	2:40.281	3 Laps		
103	2:20.556	9.749	Lap 17					103	2:20.257	4.107						10	2:40.281	3 Laps	
77	2:49.812	1 Lap	179	2:21.290		10	2:39.344	2 Laps											
333	2:38.738	1 Lap	103	2:20.257	4.107	51	2:36.783	2 Laps											
14	2:32.208	1 Lap	50	2:42.059	2 Laps	102	3:56.200	1 Lap											
196	4:09.603	43.857	55	2:42.740	2 Laps	58	2:40.435	2 Laps											
7	2:32.670	58.032	126	2:23.968	1:42.768														
2	2:35.579	1 Lap	128	2:21.802	1:43.546														
55	2:49.984	1 Lap	14	2:34.060	1 Lap														




**GT CUP / LMP3
SPA EURO RACE
RACE 2**

Analysis by lap

■ Lapped

Nr	Lap Time	Gap	Nr	Lap Time	Gap	Nr	Lap Time	Gap	Nr	Lap Time	Gap	Nr	Lap Time	Gap
103	2:20.303	3.061												
58	2:40.689	3 Laps												
77	2:40.329	3 Laps												
50	2:40.250	3 Laps												
14	2:33.944	2 Laps												
59	2:41.978	3 Laps												
47	2:31.060	1 Lap												
55	2:43.083	3 Laps												
2	2:39.003	2 Laps												
102	2:28.315	1 Lap												
196	2:24.569	1:26.679												
44	2:38.971	2 Laps												
8	2:37.511	2 Laps												
128	2:22.174	1:58.577												
126	2:25.197	2:11.687												
54	2:41.475	2 Laps												
7	2:38.179	1 Lap												
6	2:42.934	2 Laps												
51	2:47.434	2 Laps												




GT CUP / LMP3 SPA EURO RACE RACE 2

Sector Analysis

Personal Best Session Best B Crossing the finish line in pit lane

Lap	D	Time	Sector 1	Sector 2	Sector 3	T. Spd	Elapsed	Lap	D	Time	Sector 1	Sector 2	Sector 3	T. Spd	Elapsed	
2	Team Webb 1. Tom Webb							BMW M3 E46 GTR GTB	20	1	2:45.194	45.798	1:16.948	42.448	225.9	55:13.290
21	1	2:46.035	46.453	1:17.528	42.054	216.0	57:59.325									
22	1	2:46.537	45.939	1:16.946	43.652	227.4	1:00:45.862									
23	1	2:42.934	45.516	1:15.550	41.868	217.3	1:03:28.796									
7	National Motorsport Academy 1. Gareth Downing							Lotus Evora GTE GTO	1	1	2:46.428	53.962	1:13.222	39.244	242.7	2:46.428
2	1	2:33.058	43.866	1:10.491	38.701	244.9	5:19.486									
3	1	2:33.327	43.921	1:10.191	39.215	245.5	7:52.813									
4	1	2:33.480	43.009	1:10.812	39.659	244.9	10:26.293									
5	1	2:31.898	43.245	1:10.184	38.469	239.5	12:58.191									
6	1	2:31.756	43.126	1:09.793	38.837	236.8	15:29.947									
7	1	2:30.528	43.076	1:08.923	38.529	244.9	18:00.475									
8	1	2:32.915	43.776	1:09.877	39.262	242.2	20:33.390									
9	1	2:32.540	43.761	1:09.957	38.822	241.1	23:05.930									
10	1	2:32.240	43.552	1:09.799	38.889	241.6	25:38.170									
11	1	2:32.721	43.606	1:10.134	38.981	241.6	28:10.891									
12	1	2:32.773	43.702	1:10.023	39.048	242.7	30:43.664									
13	1	2:32.692	43.584	1:10.108	39.000	238.9	33:16.356									
14	1	2:32.670	43.419	1:10.578	38.673	244.3	35:49.026									
15	1	2:40.330	B	43.819	1:10.490	46.021	242.2	38:29.356								
16	1	4:00.035	2:09.947	1:10.633	39.455	244.3	42:29.391									
17	1	2:33.507	43.643	1:10.935	38.929	245.5	45:02.898									
18	1	2:32.747	43.302	1:10.272	39.173	245.5	47:35.645									
19	1	2:33.852	43.317	1:11.011	39.524	243.2	50:09.497									
20	1	2:35.480	43.813	1:11.654	40.013	229.8	52:44.977									
21	1	2:34.241	43.856	1:10.282	40.103	245.5	55:19.218									
22	1	2:36.414	44.431	1:11.782	40.201	225.9	57:55.632									
23	1	2:36.189	44.397	1:12.032	39.760	235.3	1:00:31.821									
24	1	2:38.179	44.929	1:12.435	40.815	234.8	1:03:10.000									
8	Spy Motorsport 1. Dominic Paul							Ginetta G55 GT4 GTA	1	1	2:41.000	49.366	1:11.652	39.982	216.4	2:41.000
2	1	2:37.889	46.764	1:11.147	39.978	221.8	5:18.889									
3	1	2:36.364	45.692	1:10.763	39.909	224.5	7:55.253									
4	1	2:35.419	44.854	1:10.737	39.828	221.8	10:30.672									
5	1	2:35.922	45.231	1:10.568	40.123	225.9	13:06.594									
6	1	2:35.825	45.296	1:10.623	39.906	225.0	15:42.419									
7	1	2:35.444	44.749	1:10.718	39.977	225.9	18:17.863									
8	1	2:36.967	45.027	1:11.646	40.294	224.5	20:54.830									
9	1	2:38.116	44.861	1:10.864	42.391	226.4	23:32.946									
10	1	2:44.419	B	44.504	1:11.718	48.197	226.4	26:17.365								
11	1	4:36.584	2:44.962	1:11.719	39.903	221.3	30:53.949									
12	1	2:36.750	45.166	1:11.057	40.527	224.5	33:30.699									
13	1	2:35.779	44.777	1:11.066	39.936	225.9	36:06.478									
14	1	2:36.556	44.674	1:11.433	40.449	225.5	38:43.034									
15	1	2:39.036	44.751	1:11.809	42.476	226.9	41:22.070									
16	1	2:35.768	44.858	1:11.051	39.859	224.1	43:57.838									
17	1	2:36.563	44.841	1:11.268	40.454	226.4	46:34.401									
18	1	2:37.145	44.764	1:12.116	40.265	225.0	49:11.546									
19	1	2:37.366	44.792	1:12.244	40.330	225.9	51:48.912									
20	1	2:37.534	45.154	1:11.695	40.685	225.5	54:26.446									
21	1	2:37.239	45.629	1:11.335	40.275	225.0	57:03.685									
22	1	2:37.829	45.695	1:11.784	40.350	225.0	59:41.514									
23	1	2:37.511	45.149	1:11.910	40.452	225.0	1:02:19.025									
5	CTR Developments Ltd 1. Richard Chamberlain							Porsche 935 GTO	1	1	2:29.469	42.583	1:08.911	37.975	224.5	2:29.469
2	1	2:29.666	42.530	1:09.263	37.873	250.0	4:59.135									
3	1	2:29.931	43.336	1:08.919	37.676	252.9	7:29.066									
4	1	2:32.348	43.729	1:09.529	39.090	247.1	10:01.414									
5	1	2:44.297	B	42.198	1:10.144	51.955	251.7	12:45.711								
6	1	4:53.990	B	2:31.300	1:22.736	59.954	221.8	17:39.701								
6	Black Mamba Racing 1. Chris Papageorgiou 2. Andy Demetriou							Porsche 991 GT3 Cup GTC	1	1	2:38.450	46.671	1:12.149	39.630	229.3	2:38.450
2	1	2:34.332	42.951	1:11.752	39.629	235.8	5:12.782									
3	1	2:35.600	43.391	1:12.467	39.742	231.3	7:48.382									
4	1	2:35.698	43.662	1:12.092	39.944	237.4	10:24.080									
5	1	2:33.686	43.114	1:11.395	39.177	243.8	12:57.766									
6	1	2:36.528	43.678	1:13.291	39.559	182.4	15:34.294									
7	1	2:35.213	43.478	1:12.207	39.528	241.6	18:09.507									
8	1	2:38.008	43.706	1:13.195	41.107	230.8	20:47.515									
9	1	2:36.186	43.743	1:12.619	39.824	234.3	23:23.701									
10	1	2:35.664	43.731	1:12.190	39.743	238.9	25:59.365									
11	1	2:35.315	43.536	1:12.238	39.541	243.8	28:34.680									
12	1	2:35.918	43.757	1:12.407	39.754	242.2	31:10.598									
13	1	2:35.580	43.686	1:12.440	39.454	244.3	33:46.178									
14	1	2:44.196	B	43.560	1:13.444	47.192	242.2	36:30.374								
15	1	4:52.847	2:49.601	1:18.214	45.032	223.6	41:23.221									
16	1	2:45.257	46.230	1:16.211	42.816	225.0	44:08.478									
17	1	2:48.923	46.279	1:19.310	43.334	205.7	46:57.401									
18	1	2:44.944	46.063	1:16.657	42.224	222.7	49:42.345									
19	1	2:45.751	47.680	1:16.237	41.834	200.4	52:28.096									




GT CUP / LMP3 SPA EURO RACE RACE 2

Sector Analysis

Personal Best Session Best B Crossing the finish line in pit lane

Lap	D	Time	Sector 1	Sector 2	Sector 3	T. Spd	Elapsed	Lap	D	Time	Sector 1	Sector 2	Sector 3	T. Spd	Elapsed
9		22 GT Racing					Aston Martin GT4								
		1. Dean Gibbs					GTA								
1	1	2:52.076	54.465	1:15.041	42.570	213.0	2:52.076	9	1	2:41.359	44.636	1:14.686	42.037	241.6	23:29.887
2	1	2:43.340	45.687	1:15.069	42.584	233.8	5:35.416	10	1	2:45.913 B	45.034	1:13.701	47.178	240.5	26:15.800
3	1	3:08.719 B	45.570	1:22.067	1:01.082	208.5	8:44.135	11	1	4:07.462	2:16.860	1:10.672	39.930	240.5	30:23.262
10		Amigo Motorsport					Ginetta G55 GT4								
		1. Mick Mercer					GTA								
		2. Gary Smith													
1	1	2:53.222	54.350	1:15.773	43.099	208.5	2:53.222	12	1	2:32.098	43.203	1:09.896	38.999	241.1	32:55.360
2	1	2:43.458	46.707	1:13.684	43.067	213.4	5:36.680	13	1	2:32.208	43.082	1:09.929	39.197	243.2	35:27.568
3	1	2:48.925	52.876	1:13.845	42.204	216.9	8:25.605	14	1	2:39.975 B	43.530	1:11.017	45.428	242.7	38:07.543
44		Top Cats Racing					Lamborghini Gallardo Super								
		1. Neil Huggins					GTB								
1	1	2:41.860	49.787	1:12.108	39.965	220.0	2:41.860	15	1	2:44.383	54.905	1:10.038	39.440	240.0	40:51.926
2	1	2:35.001	44.265	1:10.972	39.764	251.2	5:16.861	16	1	2:33.757	43.555	1:11.058	39.144	241.6	43:25.683
3	1	2:35.587	43.533	1:11.879	40.175	238.4	7:52.448	17	1	2:34.625	43.431	1:10.524	40.670	243.2	46:00.308
12		JMH Automotive					Aston Martin GT3								
		1. Nigel Hudson					GTO								
		2. Adam Wilcox													
1	1	2:32.488	43.895	1:10.545	38.048	253.5	2:32.488	18	1	2:34.060	43.309	1:10.950	39.801	235.3	48:34.368
2	1	2:29.857	41.719	1:10.240	37.898	259.6	5:02.345	19	1	2:34.504	43.723	1:11.212	39.569	242.7	51:08.872
3	1	2:40.530	42.261	1:09.776	48.493	250.6	7:42.875	20	1	2:33.107	43.225	1:10.626	39.256	244.9	53:41.979
47		Jet Stream Racing					McLaren MP4/12 GT3								
		1. Graham Davidson					GTO								
1	1	2:33.167					2:33.167	11	1	2:35.905	44.151	1:12.095	39.659	244.9	56:17.884
2	1	2:30.102					5:03.269	12	1	2:33.235	43.294	1:10.483	39.458	244.3	58:51.119
3	1	2:29.454					7:32.723	13	1	2:33.944	43.594	1:10.914	39.436	244.3	1:01:25.063
4	1	2:30.101					10:02.824	14	1	4:08.613	2:12.440	1:14.569	41.604	214.7	28:49.982
5	1	2:29.787					12:32.611	15	1	2:40.800	47.092	1:12.726	40.982	219.1	31:30.782
6	1	2:27.504					15:00.115	16	1	2:38.876	45.615	1:12.557	40.704	222.7	34:09.658
7	1	2:27.631					17:27.746	17	1	2:38.793	45.573	1:12.587	40.633	224.1	36:48.451
8	1	2:30.218					19:57.964	18	1	2:39.397	45.661	1:12.773	40.963	221.3	39:27.848
9	1	2:27.932					22:25.896	19	1	2:39.344	45.854	1:12.800	40.690	221.3	42:07.192
10	1	2:29.362					24:55.258	20	1	2:38.814	45.595	1:12.492	40.727	222.2	44:46.006
11	1	2:37.558 B					27:32.816	21	1	2:40.154	45.609	1:13.672	40.873	223.1	47:26.160
12	1	4:15.778					31:48.594	22	1	2:38.789	45.757	1:12.468	40.564	222.7	50:04.949
13	1	2:29.009					34:17.603	23	1	2:40.281	45.687	1:12.518	42.076	222.7	1:00:46.505
14		FF Corse					Ferrari 458 GTC								
		1. Graham Lucking					GTC								
		2. Leyton Clarke													
1	1	2:36.215	46.308	1:11.013	38.894	244.3	2:36.215	1	1	2:52.484 B	44.398	1:16.408	51.678	238.4	26:26.490
2	1	2:38.674	45.543	1:12.496	40.635	233.8	5:14.889	2	1	6:02.717 B	3:03.288	1:48.210	1:11.219	130.1	32:29.207
3	1	2:35.395	44.571	1:11.460	39.364	242.2	7:50.284	3	1	2:32.488	43.895	1:10.545	38.048	253.5	2:32.488
4	1	2:35.429	43.705	1:11.578	40.146	243.2	10:25.713	4	1	2:29.857	41.719	1:10.240	37.898	259.6	5:02.345
5	1	2:35.901	43.656	1:12.546	39.699	241.1	13:01.614	5	1	2:40.530	42.261	1:09.776	48.493	250.6	7:42.875
6	1	2:34.641	43.570	1:11.447	39.624	242.7	15:36.255	6	1	2:36.722	42.517	1:12.354	41.851	250.6	10:19.597
7	1	2:34.668	43.398	1:11.532	39.738	246.0	18:10.923	7	1	2:35.519	42.897	1:13.495	39.127	250.0	12:55.116
8	1	2:37.605	43.679	1:13.247	40.679	244.3	20:48.528	8	1	2:34.821	42.836	1:12.476	39.509	248.8	15:29.937



GT CUP / LMP3 SPA EURO RACE RACE 2

Sector Analysis

Personal Best Session Best B Crossing the finish line in pit lane


Lap	D	Time	Sector 1	Sector 2	Sector 3	T. Spd	Elapsed	Lap	D	Time	Sector 1	Sector 2	Sector 3	T. Spd	Elapsed
2	1	2:23.116	41.585	1:04.827	36.704	245.5	4:45.595	3	1	2:28.521	41.967	1:07.782	38.772	248.8	7:34.452
3	1	2:22.576	41.401	1:04.811	36.364	247.1	7:08.171	4	1	2:28.946	42.209	1:07.683	39.054	248.8	10:03.398
4	1	2:24.281	41.270	1:05.312	37.699	247.1	9:32.452	5	1	2:30.077	42.571	1:08.890	38.616	240.0	12:33.475
5	1	2:23.202	41.248	1:05.209	36.745	250.6	11:55.654	6	1	2:28.622	42.999	1:08.022	37.601	242.2	15:02.097
6	1	2:23.027	41.110	1:05.377	36.540	249.4	14:18.681	7	1	2:28.278	42.193	1:08.294	37.791	247.7	17:40.375
7	1	2:22.941	40.999	1:04.947	36.995	250.0	16:41.622	8	1	2:28.596	42.437	1:08.426	37.733	246.0	19:58.971
8	1	2:24.906	40.974	1:06.222	37.710	252.3	19:06.528	9	1	2:28.232	41.703	1:08.578	37.951	251.2	22:27.203
9	1	2:25.564	41.141	1:07.801	36.622	247.7	21:32.092	10	1	2:44.295	42.286	1:07.777	54.232	247.7	25:11.498
10	1	2:23.288	41.384	1:05.296	36.608	249.4	23:55.380	11	1	2:29.194	42.809	1:08.196	38.189	248.8	27:40.692
11	1	2:23.116	40.729	1:05.548	36.839	250.0	26:18.496	12	1	2:36.708B	42.236	1:09.560	44.912	246.0	30:17.400
12	1	2:32.675B	41.562	1:07.308	43.805	252.9	28:51.171	13	1	3:49.622	2:07.469	1:05.675	36.478	244.9	34:07.022
13	1	3:49.016	2:08.162	1:04.675	36.179	249.4	32:40.187	14	1	2:23.357	40.998	1:06.298	36.061	253.5	36:30.379
14	1	2:20.556	40.495	1:04.098	35.963	252.3	35:00.743	15	1	2:21.733	41.737	1:03.920	36.076	248.3	38:52.112
15	1	2:20.197	40.489	1:03.814	35.894	252.3	37:20.940	16	1	2:25.301	41.018	1:05.780	38.503	252.3	41:17.413
16	1	2:22.521	41.557	1:05.055	35.909	248.8	39:43.461	17	1	2:23.243	42.424	1:04.477	36.342	250.0	43:40.656
17	1	2:20.257	40.205	1:04.233	35.819	254.7	42:03.718	18	1	2:21.571	41.264	1:04.159	36.148	252.3	46:02.227
18	1	2:20.057	40.206	1:03.858	35.993	254.7	44:23.775	19	1	2:21.802	41.084	1:04.404	36.314	252.3	48:24.029
19	1	2:21.862	40.247	1:04.532	37.083	254.7	46:45.637	20	1	2:24.223	41.123	1:06.178	36.922	253.5	50:48.252
20	1	2:20.608	40.341	1:04.058	36.209	255.9	49:06.245	21	1	2:23.466	40.816	1:05.612	37.038	254.1	53:11.718
21	1	2:20.309	40.414	1:03.493	36.402	254.1	51:26.554	22	1	2:23.413	41.063	1:05.690	36.660	245.5	55:35.131
22	1	2:20.487	40.414	1:03.844	36.229	254.1	53:47.041	23	1	2:24.621	41.036	1:07.064	36.521	254.1	57:59.752
23	1	2:21.761	40.286	1:04.975	36.500	256.5	56:08.802	24	1	2:23.080	41.152	1:05.337	36.591	252.3	1:00:22.832
24	1	2:20.385	40.184	1:04.295	35.906	255.9	58:29.187	25	1	2:22.174	41.185	1:04.381	36.608	251.7	1:02:45.006
25	1	2:20.303	40.441	1:03.878	35.984	254.1	1:00:49.490								

126 Tockwith Motorsport		Ligier JS P3	
1. Richard Dean		LMP3	
2. Sarah Moore			
1	1	2:24.382	41.191 1:06.088 37.103 251.2 2:24.382
2	1	2:24.708	41.593 1:06.640 36.475 253.5 4:49.090
3	1	2:25.272	41.619 1:06.851 36.802 235.3 7:14.362
4	1	2:26.915	41.220 1:06.790 38.905 253.5 9:41.277
5	1	2:26.802	41.933 1:07.553 37.316 254.1 12:08.079
6	1	2:25.774	41.831 1:06.983 36.960 251.7 14:33.853
7	1	2:25.463	41.935 1:06.694 36.834 252.3 16:59.316
8	1	2:25.120	41.170 1:06.584 37.366 254.7 19:24.436
9	1	2:25.342	40.864 1:07.297 37.181 258.4 21:49.778
10	1	2:26.030	41.267 1:08.029 36.734 257.1 24:15.808
11	1	2:24.678	41.118 1:06.987 36.573 255.9 26:40.486
12	1	2:23.910	41.034 1:06.372 36.504 255.3 29:04.396
13	1	2:35.858B	42.499 1:08.340 45.019 246.0 31:40.254
14	1	4:37.977	2:53.990 1:06.996 36.991 248.3 36:18.231
15	1	2:25.057	41.669 1:05.767 37.621 252.9 38:43.288
16	1	2:26.508	41.203 1:08.269 37.036 255.9 41:09.796
17	1	2:25.693	41.565 1:06.861 37.267 251.7 43:35.489
18	1	2:23.794	41.325 1:05.377 37.092 254.1 45:59.283
19	1	2:23.968	41.620 1:05.602 36.746 254.1 48:23.251
20	1	2:27.574	41.358 1:07.352 38.864 255.9 50:50.825
21	1	2:24.454	41.241 1:05.943 37.270 255.9 53:15.279
22	1	2:23.521	41.310 1:05.141 37.070 255.3 55:38.800
23	1	2:25.815	41.617 1:05.887 38.311 253.5 58:04.615
24	1	2:28.304	43.208 1:07.905 37.191 225.9 1:00:32.919
25	1	2:25.197	41.692 1:06.268 37.237 254.7 1:02:58.116

128 G-Cat Racing		Ligier JS P3	
1. Paul Bailey		LMP3	
2. Andy Schulz			
1	1	2:33.890	44.361 1:11.492 38.037 209.7 2:33.890
2	1	2:32.041	42.404 1:11.294 38.343 248.3 5:05.931

179 Ecurie Ecosse/Nielsen Racing		Ligier JS P3	
1. Alasdair McCaig		LMP3	
2. Colin Noble			
1	1	2:24.781	41.384 1:06.298 37.099 250.0 2:24.781
2	1	2:24.829	41.330 1:06.958 36.541 252.9 4:49.610
3	1	2:22.446	41.069 1:05.270 36.107 254.1 7:12.056
4	1	2:22.248	40.895 1:04.967 36.386 252.3 9:34.304
5	1	2:22.097	40.815 1:05.219 36.063 254.7 11:56.401
6	1	2:23.586	40.855 1:05.305 37.426 252.9 14:19.987
7	1	2:22.612	40.750 1:04.726 37.136 253.5 16:42.599
8	1	2:24.332	40.811 1:05.957 37.564 255.9 19:06.931
9	1	2:25.599	40.926 1:08.188 36.485 235.8 21:32.530
10	1	2:23.353	41.375 1:05.312 36.666 253.5 23:55.883
11	1	2:22.807	40.847 1:05.386 36.574 254.7 26:18.690
12	1	2:30.670B	40.944 1:05.697 44.029 254.7 28:49.360
13	1	3:45.950	2:05.308 1:04.240 36.402 251.2 32:35.310
14	1	2:20.951	41.496 1:03.533 35.922 250.6 34:56.261
15	1	2:20.214	40.738 1:03.559 35.917 253.5 37:16.475
16	1	2:21.846	40.369 1:04.756 36.721 247.1 39:38.321
17	1	2:21.290	40.876 1:04.505 35.909 254.1 41:59.611
18	1	2:19.428	40.596 1:03.293 35.539 256.5 44:19.039
19	1	2:21.444	40.376 1:05.080 35.988 254.1 46:40.483
20	1	2:20.671	40.362 1:04.490 35.819 257.8 49:01.154
21	1	2:20.818	40.490 1:03.874 36.454 252.9 51:21.972
22	1	2:20.320	40.600 1:03.692 36.028 255.9 53:42.292
23	1	2:20.826	40.504 1:04.337 35.985 255.9 56:03.118
24	1	2:21.534	40.686 1:04.722 36.126 256.5 58:24.652
25	1	2:21.777	40.628 1:03.769 37.380 254.7 1:00:46.429

196 Speedworks Motorsport		Ligier JS P3	
1. Scott Mansell		LMP3	
2. Jack Butel			
1	1	2:25.207	41.808 1:06.208 37.191 247.7 2:25.207
2	1	2:24.955	41.715 1:06.377 36.863 248.8 4:50.162
3	1	2:24.600	41.615 1:05.999 36.986 248.8 7:14.762



GT CUP / LMP3 SPA EURO RACE RACE 2

Sector Analysis

■ Personal Best
 ■ Session Best
 B Crossing the finish line in pit lane

Lap	D	Time	Sector 1	Sector 2	Sector 3	T. Spd	Elapsed	Lap	D	Time	Sector 1	Sector 2	Sector 3	T. Spd	Elapsed
4	1	2:25.752	41.658	1:05.975	38.119	250.6	9:40.514								
5	1	2:23.854	41.929	1:04.808	37.117	247.1	12:04.368								
6	1	2:23.244	41.833	1:04.510	36.901	247.7	14:27.612								
7	1	2:23.036	41.592	1:04.564	36.880	248.3	16:50.648								
8	1	2:24.810	41.752	1:05.682	37.376	248.3	19:15.458								
9	1	2:25.650	41.534	1:06.323	37.793	252.3	21:41.108								
10	1	2:25.607	42.386	1:05.313	37.908	246.6	24:06.715								
11	1	2:23.339	41.751	1:04.712	36.876	246.6	26:30.054								
12	1	2:22.742	41.575	1:04.218	36.949	248.8	28:52.796								
13	1	2:32.452 B	42.811	1:05.335	44.306	244.9	31:25.248								
14	1	4:09.603	2:25.154	1:07.194	37.255	242.2	35:34.851								
15	1	2:27.315	42.169	1:06.844	38.302	247.1	38:02.166								
16	1	2:25.591	42.097	1:06.234	37.260	246.0	40:27.757								
17	1	2:25.212	41.980	1:06.205	37.027	247.7	42:52.969								
18	1	2:25.065	41.974	1:06.248	36.843	247.1	45:18.034								
19	1	2:26.657	43.278	1:06.108	37.271	245.5	47:44.691								
20	1	2:24.898	41.758	1:05.679	37.461	248.3	50:09.589								
21	1	2:26.154	41.612	1:07.856	36.686	215.6	52:35.743								
22	1	2:25.044	41.674	1:06.059	37.311	249.4	55:00.787								
23	1	2:23.780	41.616	1:05.311	36.853	247.7	57:24.567								
24	1	2:23.972	41.875	1:05.061	37.036	247.7	59:48.539								
25	1	2:24.569	41.407	1:05.738	37.424	251.2	1:02:13.108								

333		MTECH/Wildwater		Lamborghini Huracan Super			
		1.Jake Rattenbury		GTC			
1	1	2:34.679	45.250	1:11.055	38.374	219.5	2:34.679
2	1	2:32.321	42.142	1:10.905	39.274	251.2	5:07.000
3	1	2:30.459	41.875	1:09.745	38.839	259.0	7:37.459
4	1	2:30.779	42.140	1:09.856	38.783	260.2	10:08.238
5	1	2:30.066	42.191	1:09.358	38.517	260.9	12:38.304
6	1	2:31.086	42.325	1:10.166	38.595	259.6	15:09.390
7	1	2:29.742	42.124	1:09.575	38.043	259.0	17:39.132
8	1	2:29.575	42.161	1:09.207	38.207	259.6	20:08.707
9	1	2:29.559	42.033	1:09.373	38.153	260.2	22:38.266
10	1	2:30.574	41.853	1:09.688	39.033	260.2	25:08.840
11	1	2:41.730 B	44.070	1:11.866	45.794	222.7	27:50.570
12	1	4:57.890	2:43.709	1:13.024	1:01.157	232.8	32:48.460
13	1	2:38.738	46.208	1:11.908	40.622	225.9	35:27.198
14	1	2:43.140 B	45.138	1:11.134	46.868	237.4	38:10.338
15	1	4:44.287 B	2:33.954	1:16.226	54.107	214.7	42:54.625